



CERTIFICATE OF ANALYSIS




Product Details

Product name:	Anti-TNFRSF1B / TNFR2 / CD120b Reference Antibody (HFB200301)	Lot.No.:	P233741
Target:	TNFRSF1B / TNFR2 / CD120b	Catalog:	CHB577
Target Accession:	P20333	Concentration :	1 mg/mL
Clonality:	Monoclonal	Isotype:	IgG1-EM
Reactivity:	Human	Molecular Weight (kDa) :	144.32
Application:	ELISA, Bioactivity: FACS, Functional assay, Research in vivo	Endotoxin:	<1 EU/mg
Formulation:	Liquid: 100mM Pro-Ac, 20mM Arg pH 5.0 Lyophilization: 25mM histidine, 8% sucrose, 0.01% Tween80 pH6.2	Conjugation:	Unconjugated
Reconstitution:	For Powder, reconstitute with sterile, distilled water to a final concentration of 1 mg/ml. Gently shake to solubilize completely. Do not vortex.	Expression System:	CHO
Storage:	Upon receipt, store immediately at -20°C or lower for 24 months. Store aliquots at -80°C for up to 3 months. Avoid repeated freeze-thaw cycles.	Purification:	Protein A

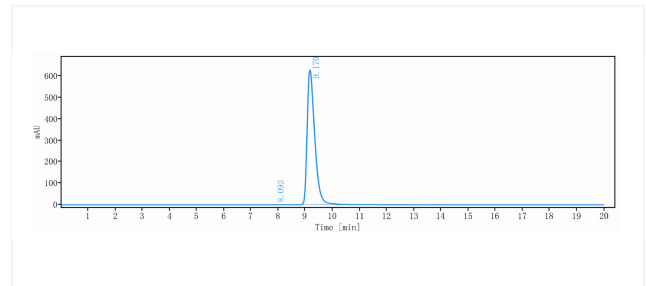
Data

Purity:SDS-PAGE



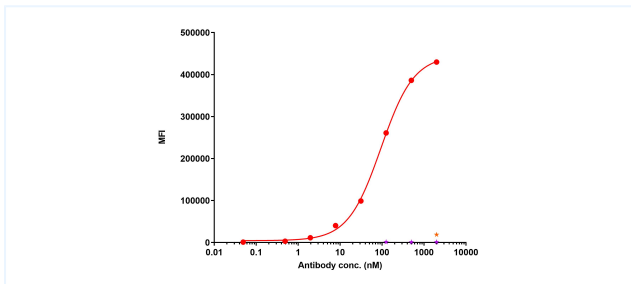
Anti-TNFRSF1B / TNFR2 / CD120b Reference Antibody (HFB200301) on SDS-PAGE under reducing (R) condition. The purity of the protein is greater than 95%.

Purity:SEC-HPLC



The purity of Anti-TNFRSF1B / TNFR2 / CD120b Reference Antibody (HFB200301) is 99.8%, determined by SEC-HPLC.

Bioactivity: FACS



TNFR2-HEK293 cell line were stained with HFB200301 and negative control protein respectively, washed and then followed by PE and analyzed with FACS, with the EC50 is 94.2 nM.

The products are for research use only. Not for use in diagnostic procedures.