



# CERTIFICATE OF ANALYSIS

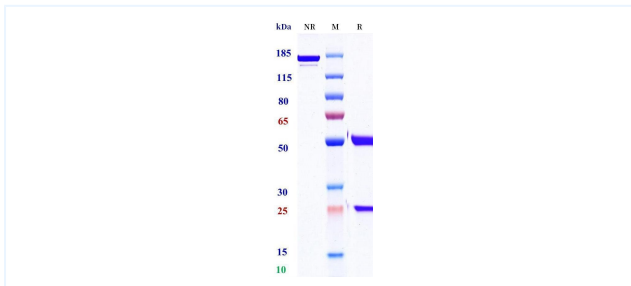


## Product Details

Product name:	Anti-TNFRSF1A / TNFAR / CD120a Reference Antibody (atrosimab)	Lot.No.:	P298391
Target:	TNFRSF1A / TNFAR / CD120a	Catalog:	CHA564
Target Accession:	P19438	Concentration :	1 mg/mL
Clonality:	Monoclonal	Isotype:	IgG1
Reactivity:	Human	Molecular Weight (kDa) :	145.54
Application:	ELISA, Bioactivity: FACS, Functional assay, Research in vivo	Endotoxin:	<1 EU/mg
Formulation:	Liquid: 100mM Pro-Ac, 20mM Arg pH 5.0 Lyophilization: 25mM histidine, 8% sucrose, 0.01% Tween80 pH6.2	Conjugation:	Unconjugated
Reconstitution:	For Powder, reconstitute with sterile, distilled water to a final concentration of 1 mg/ml. Gently shake to solubilize completely. Do not vortex.	Expression System:	CHO
Storage:	Upon receipt, store immediately at -20°C or lower for 24 months. Store aliquots at -80°C for up to 3 months. Avoid repeated freeze-thaw cycles.	Purification:	Protein A

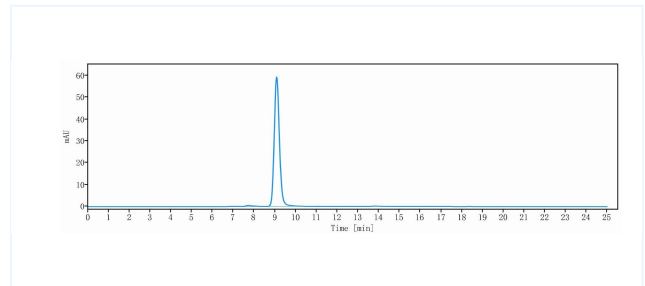
# Data

## Purity:SDS-PAGE



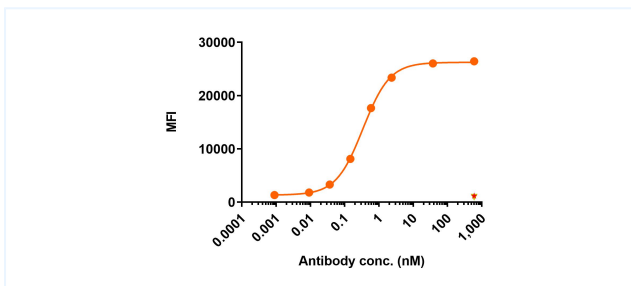
Anti-TNFRSF1A / TNFAR / CD120a Reference Antibody (atrosimab) on SDS-PAGE under reducing (R) condition. The purity of the protein is greater than 95%.

## Purity:SEC-HPLC



The purity of Anti-TNFRSF1A / TNFAR / CD120a Reference Antibody (atrosimab) is 98.59%, determined by SEC-HPLC.

## Bioactivity: FACS



HuTNFR1-HEK293 cell line were stained with atrosimab and negative control protein respectively, washed and then followed by PE and analyzed with FACS, with the EC50 is 0.342 nM.

The products are for research use only. Not for use in diagnostic procedures.