



CERTIFICATE OF ANALYSIS

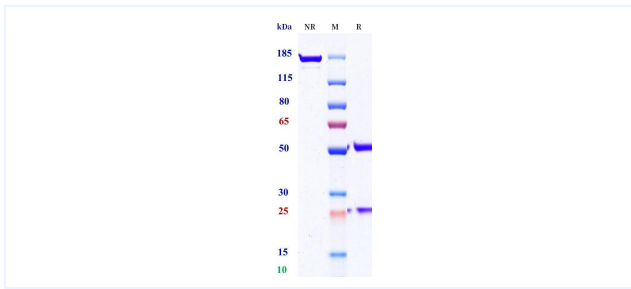


Product Details

Product name:	Anti-APCDD1 Reference Antibody (Stem Centrx patent anti-APCDD1)	Lot.No.:	P296486
Target:	APCDD1	Catalog:	CHB938
Target Accession:	Q8J025	Concentration :	1 mg/mL
Clonality:	Monoclonal	Isotype:	IgG1
Reactivity:	Human	Molecular Weight (kDa) :	145.64
Application:	ELISA, Bioactivity: FACS, Functional assay, Research in vivo	Endotoxin:	<1 EU/mg
Formulation:	Liquid: 100mM Pro-Ac, 20mM Arg pH 5.0 Lyophilization: 25mM histidine, 8% sucrose, 0.01% Tween80 pH6.2	Conjugation:	Unconjugated
Reconstitution:	For Powder, reconstitute with sterile, distilled water to a final concentration of 1 mg/ml. Gently shake to solubilize completely. Do not vortex.	Expression System:	CHO
Storage:	Upon receipt, store immediately at -20°C or lower for 24 months. Store aliquots at -80°C for up to 3 months. Avoid repeated freeze-thaw cycles.	Purification:	Protein A

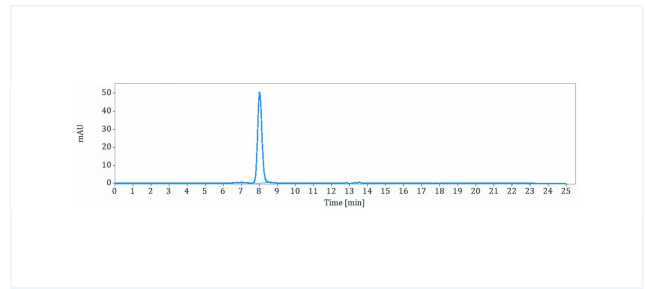
Data

Purity:SDS-PAGE



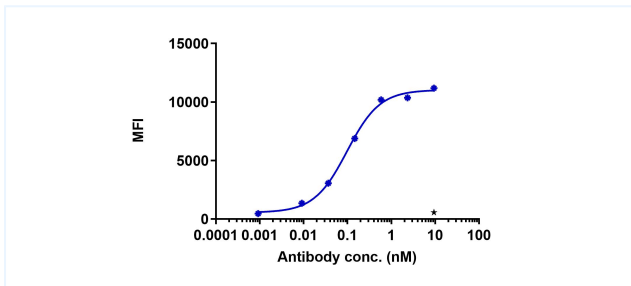
Anti-APCDD1 Reference Antibody (Stem Centrx patent anti-APCDD1) on SDS-PAGE under reducing (R) condition. The purity of the protein is greater than 95%.

Purity:SEC-HPLC



The purity of Anti-APCDD1 Reference Antibody (Stem Centrx patent anti-APCDD1) is 98.39%, determined by SEC-HPLC.

Bioactivity: FACS



SK-N-MC cells were stained with Stem Centrx patent anti-APCDD1 and negative control protein respectively, washed and then followed by PE and analyzed with FACS, with the EC50 is 0.098 nM.

The products are for research use only. Not for use in diagnostic procedures.