



CERTIFICATE OF ANALYSIS

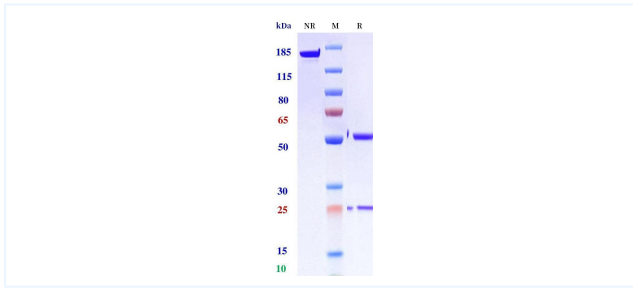


Product Details

Product name:	Anti-CD63 Reference Antibody (Regeneron patent anti-CD63)	Lot.No.:	P291239
Target:	CD63	Catalog:	CHB829
Target Accession:	P08962	Concentration :	1 mg/mL
Clonality:	Monoclonal	Isotype:	IgG1
Reactivity:	Human	Molecular Weight (kDa) :	144.94
Application:	ELISA, Bioactivity: FACS, Functional assay, Research in vivo	Endotoxin:	<1 EU/mg
Formulation:	Liquid: 100mM Pro-Ac, 20mM Arg pH 5.0 Lyophilization: 25mM histidine, 8% sucrose, 0.01% Tween80 pH6.2	Conjugation:	Unconjugated
Reconstitution:	For Powder, reconstitute with sterile, distilled water to a final concentration of 1 mg/ml. Gently shake to solubilize completely. Do not vortex.	Expression System:	CHO
Storage:	Upon receipt, store immediately at -20°C or lower for 24 months. Store aliquots at -80°C for up to 3 months. Avoid repeated freeze-thaw cycles.	Purification:	Protein A

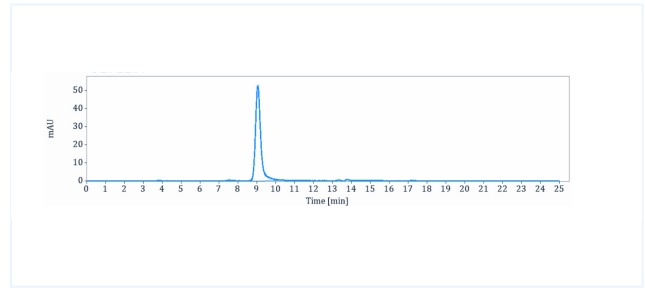
Data

Purity:SDS-PAGE



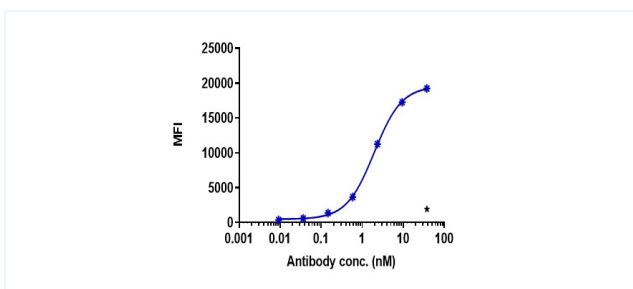
Anti-CD63 Reference Antibody (Regeneron patent anti-CD63) on SDS-PAGE under reducing (R) condition. The purity of the protein is greater than 95%.

Purity:SEC-HPLC



The purity of Anti-CD63 Reference Antibody (Regeneron patent anti-CD63) is 99.33%, determined by SEC-HPLC.

Bioactivity: FACS



THP-1 cell line were stained with Regeneron patent anti-CD63 and negative control protein respectively, washed and then followed by PE and analyzed with FACS, with the EC50 is 1.95 nM.

The products are for research use only. Not for use in diagnostic procedures.