



CERTIFICATE OF ANALYSIS

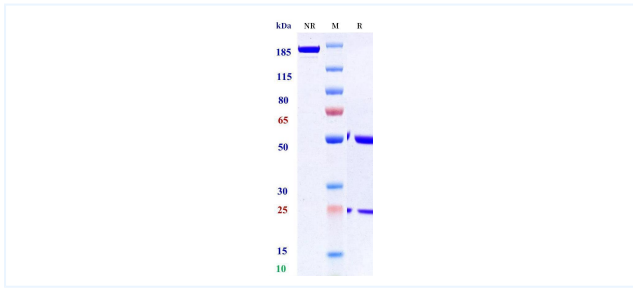


Product Details

Product name:	Anti-ASGR1 Reference Antibody (AMG 529)	Lot.No.:	P296397
Target:	ASGR1	Catalog:	CHB810
Target Accession:	P07306	Concentration :	1 mg/mL
Clonality:	Monoclonal	Isotype:	IgG1
Reactivity:	Human	Molecular Weight (kDa) :	143.86
Application:	ELISA, Bioactivity: FACS, Functional assay, Research in vivo	Endotoxin:	<1 EU/mg
Formulation:	Liquid: 100mM Pro-Ac, 20mM Arg pH 5.0 Lyophilization: 25mM histidine, 8% sucrose, 0.01% Tween80 pH6.2	Conjugation:	Unconjugated
Reconstitution:	For Powder, reconstitute with sterile, distilled water to a final concentration of 1 mg/ml. Gently shake to solubilize completely. Do not vortex.	Expression System:	CHO
Storage:	Upon receipt, store immediately at -20°C or lower for 24 months. Store aliquots at -80°C for up to 3 months. Avoid repeated freeze-thaw cycles.	Purification:	Protein A

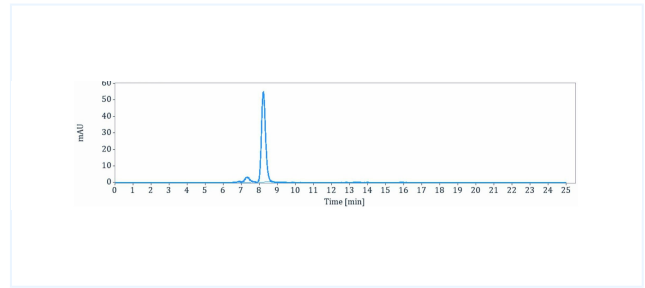
Data

Purity:SDS-PAGE



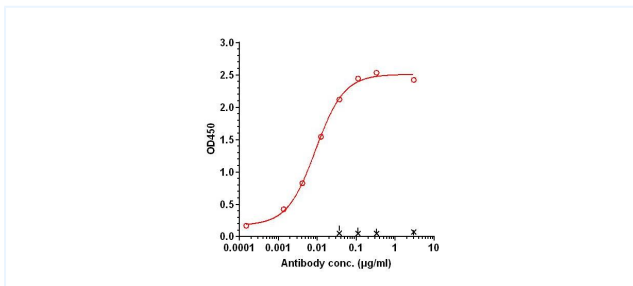
Anti-ASGR1 Reference Antibody (AMG 529) on SDS-PAGE under reducing (R) condition. The purity of the protein is greater than 95%.

Purity:SEC-HPLC



The purity of Anti-ASGR1 Reference Antibody (AMG 529) is 98.3%, determined by SEC-HPLC.

Bioactivity: ELISA



Immobilized huASGR1-CBD-His at 2 µg/mL can bind AMG 529, EC50= 0.009076 µg/mL.

The products are for research use only. Not for use in diagnostic procedures.