



CERTIFICATE OF ANALYSIS

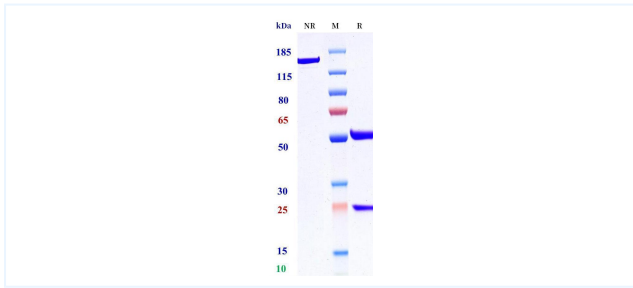


Product Details

Product name:	Anti-CDH17 / Cadherin-17 Reference Antibody (CDH17_A4)	Lot.No.:	P298347
Target:	CDH17 / Cadherin-17	Catalog:	CHA557
Target Accession:	Q12864	Concentration :	1 mg/mL
Clonality:	Monoclonal	Isotype:	mIgG1-TW-DD
Reactivity:	Human	Molecular Weight (kDa) :	148.28
Application:	ELISA, Bioactivity: FACS, Functional assay, Research in vivo	Endotoxin:	<1 EU/mg
Formulation:	Liquid: 100mM Pro-Ac, 20mM Arg pH 5.0 Lyophilization: 25mM histidine, 8% sucrose, 0.01% Tween80 pH6.2	Conjugation:	Unconjugated
Reconstitution:	For Powder, reconstitute with sterile, distilled water to a final concentration of 1 mg/ml. Gently shake to solubilize completely. Do not vortex.	Expression System:	CHO
Storage:	Upon receipt, store immediately at -20°C or lower for 24 months. Store aliquots at -80°C for up to 3 months. Avoid repeated freeze-thaw cycles.	Purification:	Protein A

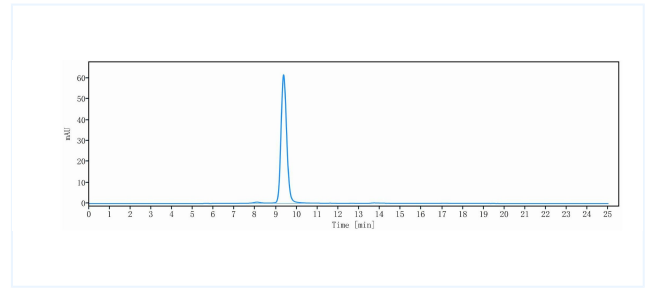
Data

Purity:SDS-PAGE



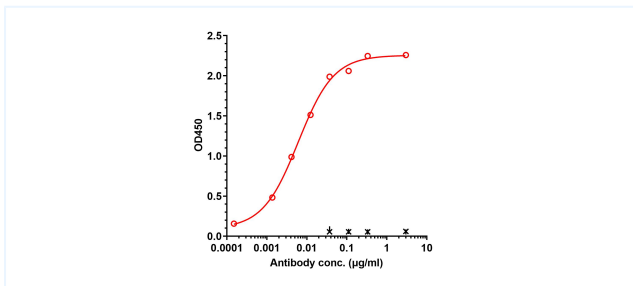
Anti-CDH17 Reference Antibody (CDH17_A4) on SDS-PAGE under reducing (R) condition. The purity of the protein is greater than 95%.

Purity:SEC-HPLC



The purity of Anti-CDH17 / Cadherin-17 Reference Antibody (CDH17_A4) is 98.78%, determined by SEC-HPLC.

Bioactivity: ELISA



Immobilized Hu-CDH17-ECD-His at 2 µg/mL can bind CDH17_A4, EC50= 0.006107 µg/mL.

The products are for research use only. Not for use in diagnostic procedures.