



CERTIFICATE OF ANALYSIS

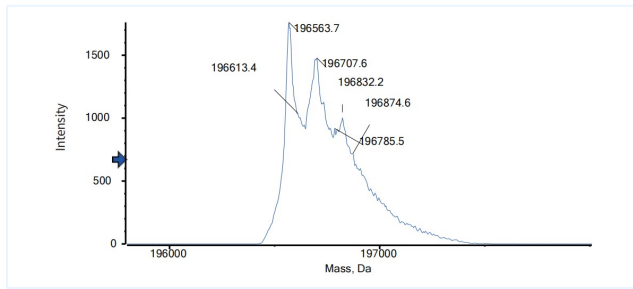


Product Details

Product name:	Anti-IL-1a & IL1b Reference Antibody (Lutikizumab)	Lot.No.:	P247902
Target:	IL-1b, IL-1a	Catalog:	CHBA004
Target Accession:	P01583 & P01584	Concentration :	1 mg/mL
Clonality:	Bispecific	Isotype:	DVD-Ig
Reactivity:	Human	Molecular Weight (kDa) :	196.8 kDa
Application:	Kinetics (SPR), ELISA, Bioactivity: FACS, Functional assay, Research in vivo	Endotoxin:	<1 EU/mg
Formulation:	Liquid: 100mM Pro-Ac, 20mM Arg pH 5.0 Lyophilization: 25mM histidine, 8% sucrose, 0.01% Tween80 pH6.2	Conjugation:	Unconjugated
Reconstitution:	For Powder, reconstitute with sterile, distilled water to a final concentration of 1 mg/ml. Gently shake to solubilize completely. Do not vortex.	Expression System:	CHO
Storage:	Upon receipt, store immediately at -20°C or lower for 24 months. Store aliquots at -80°C for up to 3 months. Avoid repeated freeze-thaw cycles.	Purification:	Protein A

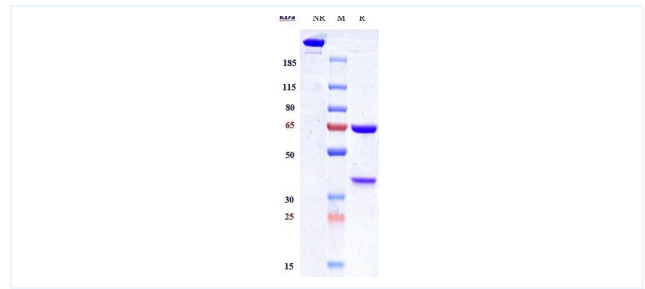
Data

MASS



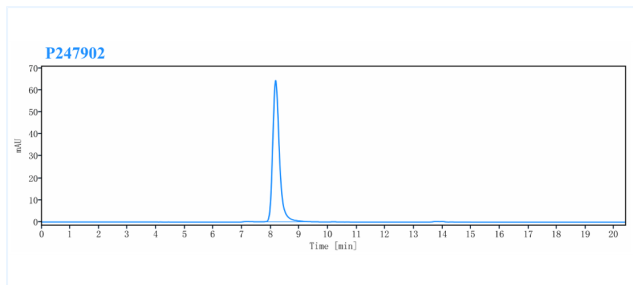
The detected molecular weight of Anti-IL-1a & IL1b Reference Antibody (Lutikizumab) is 196.56 kDa.

Purity: SDS-PAGE



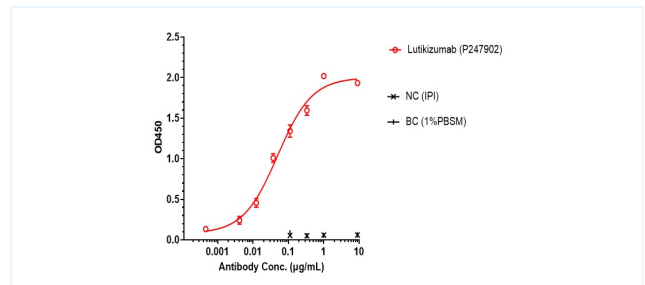
Anti-IL-1a & IL1b Reference Antibody (Lutikizumab) on SDS-PAGE under reducing (R) condition. The purity of the protein is greater than 95%.

Purity: SEC-HPLC



The purity of Anti-IL-1a & IL1b Reference Antibody (Lutikizumab) is 100.00%, determined by SEC-HPLC.

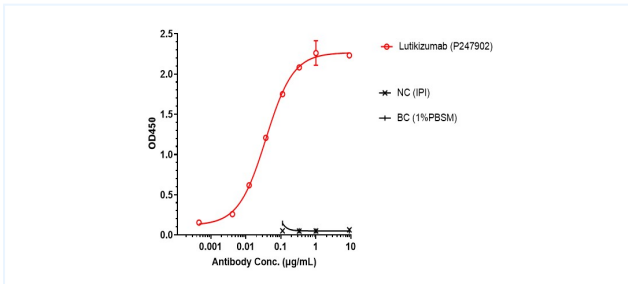
Bioactivity: ELISA



Lutikizumab bound to IL-1 α protein, and then rebounded to secondary antibodies (Anti-human-IgG-Fc-HRP), and read OD450. As shown in fig, Lutikizumab bound in hu-IL-1 α -His, and the EC50 was 0.050 nM.

The products are for research use only. Not for use in diagnostic procedures.

ELISA



Lutikizumab bound to IL-1 β protein, and then rebounded to secondary antibodies (Anti-human-IgG-Fc-HRP), and read OD450. As shown in fig, Lutikizumab bound in hu-IL-1 β -His, and the EC50 was 0.037 nM.

The products are for research use only. Not for use in diagnostic procedures.