



CERTIFICATE OF ANALYSIS




Product Details

Product name:	Anti-CD79b Reference Antibody (iladatuzumab vedotin)	Lot.No.:	P211197D3.8
Target:	CD79b	Catalog:	CHB317
Target Accession:	P40259	Concentration :	7.86 mg/mL
Clonality:	Monoclonal-ADC	Isotype:	IgG1
Reactivity:	Human	Molecular Weight (kDa) :	145 kDa
Application:	Kinetics (SPR), ELISA, Bioactivity: FACS, Functional assay, Research in vivo	Endotoxin:	<1 EU/mg
Formulation:	Liquid: 100mM Pro-Ac, 20mM Arg pH 5.0 Lyophilization: 25mM histidine, 8% sucrose, 0.01% Tween80 pH6.2	Conjugation:	MMAE
Reconstitution:	For Powder, reconstitute with sterile, distilled water to a final concentration of 1 mg/ml. Gently shake to solubilize completely. Do not vortex.	Expression System:	CHO
Storage:	Upon receipt, store immediately at -20°C or lower for 24 months. Store aliquots at -80°C for up to 3 months. Avoid repeated freeze-thaw cycles.	Purification:	Protein A

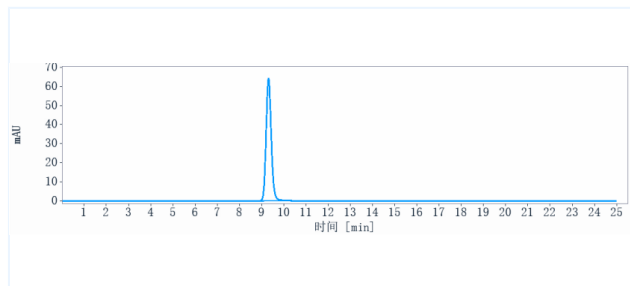
Data

Purity: SDS-PAGE



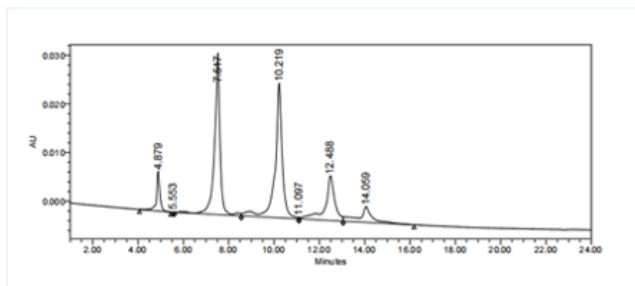
Anti-CD79b Reference Antibody (iladatuzumab vedotin) on SDS-PAGE under reducing (R) condition. The purity of the protein is greater than 95%.

Purity: SEC-HPLC



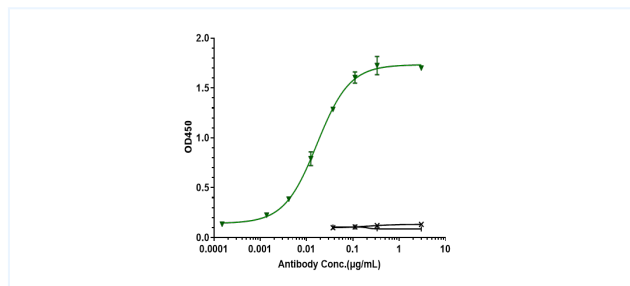
The purity of Anti-CD79b Reference Antibody (iladatuzumab vedotin) is more than 95%, determined by SEC-HPLC.

HIC-HPLC



The drug-to-antibody ratio (DAR) of the Anti-CD79b Reference Antibody (iladatuzumab vedotin) is 3.8.

ELISA



Immobilized human CD79b His at 2 µg/mL can bind Anti-CD79b Reference Antibody (iladatuzumab vedotin), EC50 is 0.01675 µg/mL.

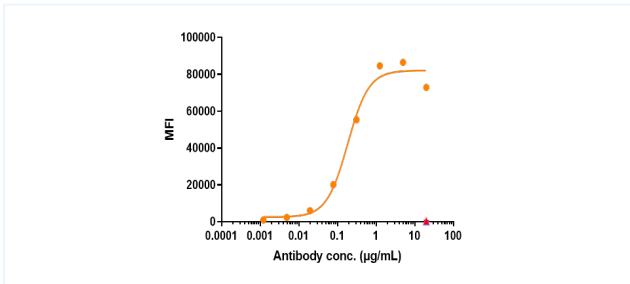
The products are for research use only. Not for use in diagnostic procedures.



CERTIFICATE OF ANALYSIS



Bioactivity: FACS



Human CD79b HEK293 Cell Line were stained with Anti-CD79b

Reference Antibody (Iladatumab vedotin) and negative control protein

respectively, washed and then followed by PE and analyzed with

FACS, The EC50 is 0.13 µg/mL.

The products are for research use only. Not for use in diagnostic procedures.