



# CERTIFICATE OF ANALYSIS

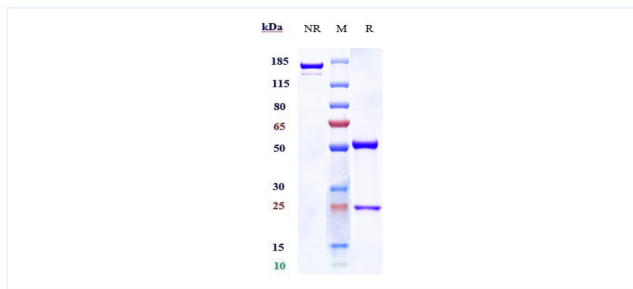


## Product Details

Product name:	Anti-Endoglin / CD105 Reference Antibody (carotuximab-MMAE)	Lot.No.:	P95913
Target:	Endoglin / CD105	Catalog:	CHB290
Target Accession:	P17813	Concentration :	1 mg/mL
Clonality:	Monoclonal-ADC	Isotype:	IgG1
Reactivity:	Human	Molecular Weight (kDa) :	145 kDa
Application:	Kinetics (SPR), ELISA, Bioactivity: FACS, Functional assay, Research in vivo	Endotoxin:	<1 EU/mg
Formulation:	Liquid: 100mM Pro-Ac, 20mM Arg pH 5.0   Lyophilization: 25mM histidine, 8% sucrose, 0.01% Tween80 pH6.2	Conjugation:	MMAE
Reconstitution:	For Powder, reconstitute with sterile, distilled water to a final concentration of 1 mg/ml. Gently shake to solubilize completely. Do not vortex.	Expression System:	CHO
Storage:	Upon receipt, store immediately at -20°C or lower for 24 months. Store aliquots at -80°C for up to 3 months. Avoid repeated freeze-thaw cycles.	Purification:	Protein A

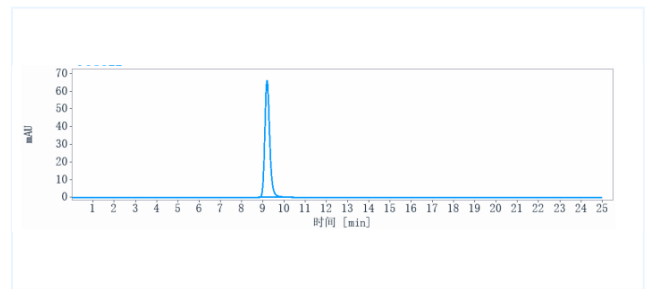
# Data

## Purity: SDS-PAGE



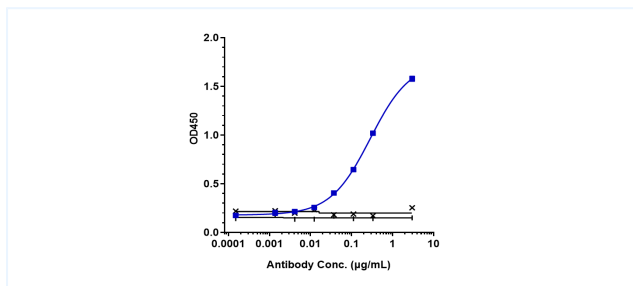
Anti-Endoglin / CD105 Reference Antibody (carotuximab-MMAE) on SDS-PAGE under reducing (R) condition. The purity of the protein is greater than 90%.

## Purity: SEC-HPLC



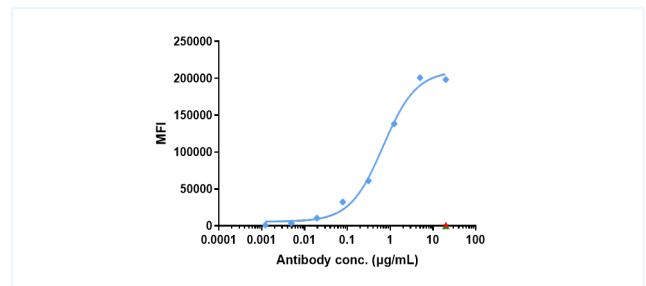
The purity of Anti-Endoglin / CD105 Reference Antibody (carotuximab-MMAE) is more than 95%, determined by SEC-HPLC.

## Bioactivity: ELISA



Immobilized human CD105 His at 2 µg/mL can bind carotuximab-MMAE, EC50=0.2864 µg/mL.

## Bioactivity: FACS



Human Endoglin / CD105 HEK293 Cell Line were stained with Anti-Endoglin / CD105 Reference Antibody (carotuximab) and negative control protein respectively, washed and then followed by PE and analyzed with FACS, The EC50 is 0.69 µg/mL.

The products are for research use only. Not for use in diagnostic procedures.