



CERTIFICATE OF ANALYSIS

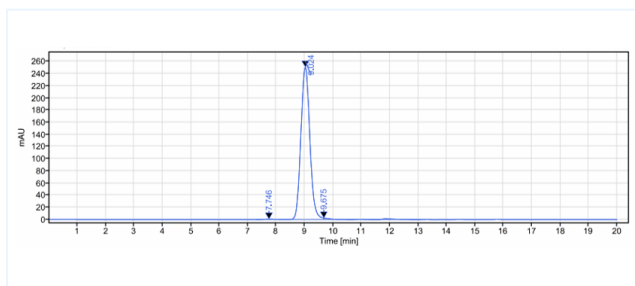


Product Details

Product name:	Anti-ERBB1 / EGFR / HER1 Reference Antibody (Depatuxizumab mafodotin)	Lot.No.:	P105210D4.3
Target:	ERBB1 / EGFR / HER1	Catalog:	CHB267
Target Accession:	P00533	Concentration :	1 mg/mL
Clonality:	Monoclonal-ADC	Isotype:	IgG1
Reactivity:	Human	Molecular Weight (kDa) :	148.24 kDa
Application:	Kinetics (SPR), ELISA, Bioactivity: FACS, Functional assay, Research in vivo	Endotoxin:	<1 EU/mg
Formulation:	Liquid: 100mM Pro-Ac, 20mM Arg pH 5.0 Lyophilization: 25mM histidine, 8% sucrose, 0.01% Tween80 pH6.2	Conjugation:	MMAF
Reconstitution:	For Powder, reconstitute with sterile, distilled water to a final concentration of 1 mg/ml. Gently shake to solubilize completely. Do not vortex.	Expression System:	CHO
Storage:	Upon receipt, store immediately at -20°C or lower for 24 months. Store aliquots at -80°C for up to 3 months. Avoid repeated freeze-thaw cycles.	Purification:	Protein A

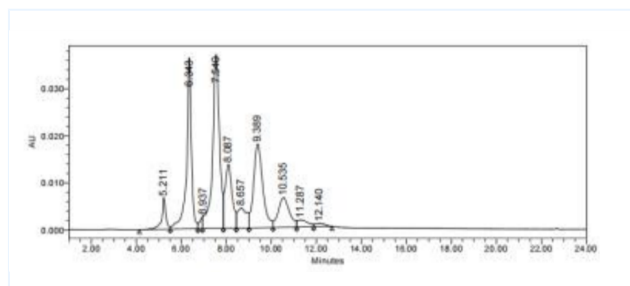
Data

Purity: SEC-HPLC



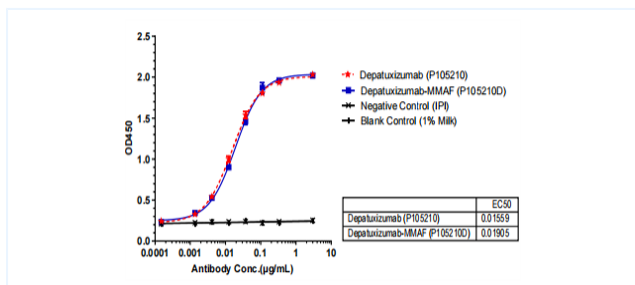
The purity of Anti-ERBB1 / EGFR / HER1 Reference Antibody (Depatuzikumab mafodotin) is 98.38%, determined by SEC-HPLC.

HIC-HPLC



The drug-to-antibody ratio (DAR) of the Anti-ERBB1 / EGFR / HER1 Reference Antibody (Depatuzikumab mafodotin) is 4.3.

ELISA



Immobilized EGFR-P00533-25-645-chis at 2 µg/mL (30 µL/well) can bind Anti-ERBB1 / EGFR / HER1 Reference Antibody (Depatuzikumab mafodotin) with the EC50 of 19.05 ng/mL.

The products are for research use only. Not for use in diagnostic procedures.