



# CERTIFICATE OF ANALYSIS

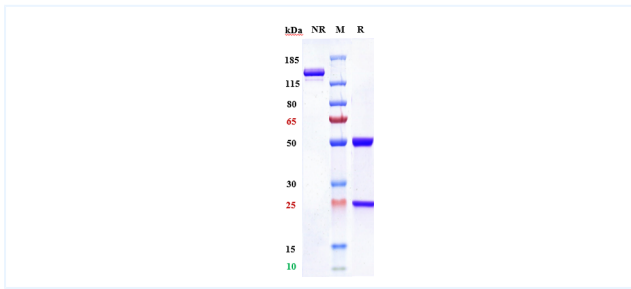


## Product Details

Product name:	Anti-ROR2 Reference Antibody (ozuriftamab vedotin)	Lot.No.:	P200341D4.2
Target:	ROR2	Catalog:	CHB264
Target Accession:	Q01974	Concentration :	4.22 mg/mL
Clonality:	Monoclonal-ADC	Isotype:	IgG1
Reactivity:	Human	Molecular Weight (kDa) :	150.25 kDa
Application:	Kinetics (SPR), ELISA, Bioactivity: FACS, Functional assay, Research in vivo	Endotoxin:	<1 EU/mg
Formulation:	Liquid: 100mM Pro-Ac, 20mM Arg pH 5.0   Lyophilization: 25mM histidine, 8% sucrose, 0.01% Tween80 pH6.2	Conjugation:	MMAE
Reconstitution:	For Powder, reconstitute with sterile, distilled water to a final concentration of 1 mg/ml. Gently shake to solubilize completely. Do not vortex.	Expression System:	CHO
Storage:	Upon receipt, store immediately at -20°C or lower for 24 months. Store aliquots at -80°C for up to 3 months. Avoid repeated freeze-thaw cycles.	Purification:	Protein A

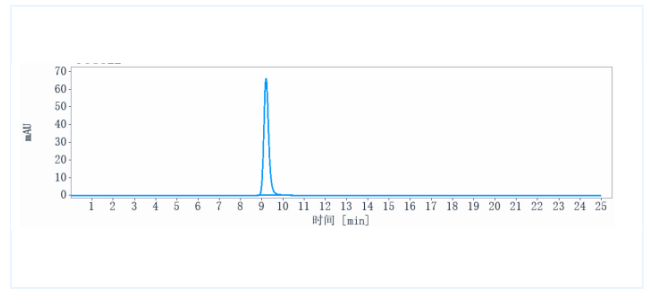
# Data

## Purity: SDS-PAGE



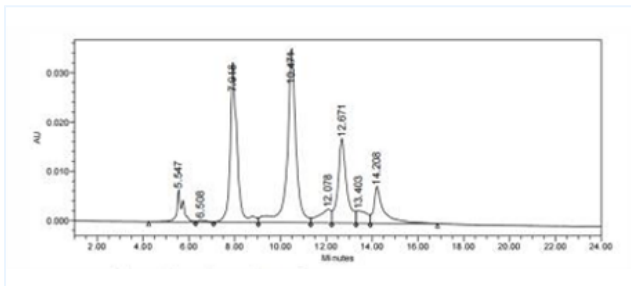
Anti-ROR2 Reference Antibody (ozuriftamab vedotin) on SDS-PAGE under reducing (R) condition. The purity of the protein is greater than 95%.

## Purity: SEC-HPLC



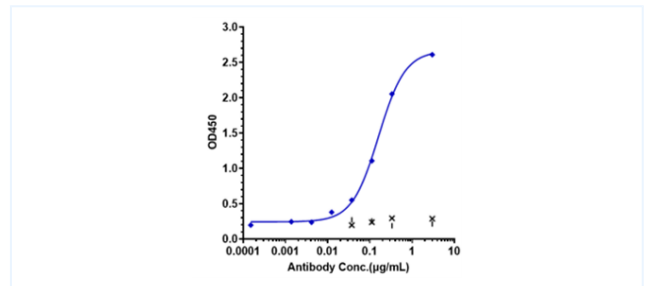
The purity of Anti-ROR2 Reference Antibody (ozuriftamab vedotin) is 99.74%, determined by SEC-HPLC.

## HIC-HPLC



The drug-to-antibody ratio (DAR) of the Anti-ROR2 Reference Antibody (ozuriftamab vedotin) is 3.9.

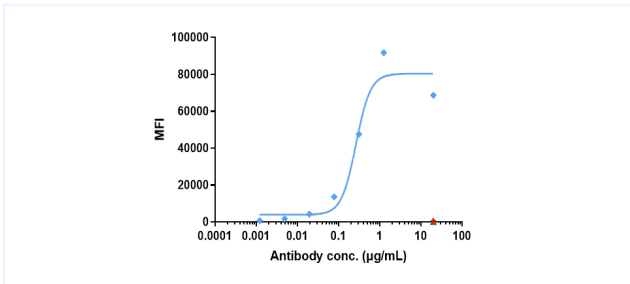
## ELISA



Immobilized ROR2 at 2 µg/mL (30 uL/well) can bind Anti-ROR2 Reference Antibody (ozuriftamab vedotin), EC50 is 0.160 ug/mL.

The products are for research use only. Not for use in diagnostic procedures.

## Bioactivity: FACS



Human ROR2 CHO-S Cell Line were stained with Anti-ROR2 Reference

Antibody (ozuriftamab vedotin) and negative control protein

respectively, washed and then followed by PE and analyzed with

FACS, The EC50 is 0.2650 µg/mL.

The products are for research use only. Not for use in diagnostic procedures.