



# CERTIFICATE OF ANALYSIS

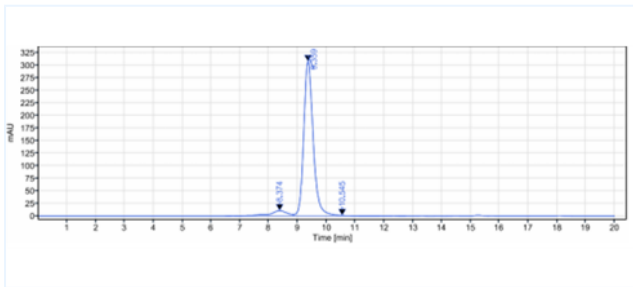


## Product Details

Product name:	Anti-CEACAM5 / CEA / CD66e Reference Antibody (labetuzumab govitecan)	Lot.No.:	P108987D8
Target:	CEACAM5 / CEA / CD66e	Catalog:	CHB262
Target Accession:	P06731	Concentration :	4.91 mg/mL
Clonality:	Monoclonal-ADC	Isotype:	IgG1
Reactivity:	Human	Molecular Weight (kDa) :	157 kDa
Application:	Kinetics (SPR), ELISA, Bioactivity: FACS, Functional assay, Research in vivo	Endotoxin:	<1 EU/mg
Formulation:	Liquid: 100mM Pro-Ac, 20mM Arg pH 5.0   Lyophilization: 25mM histidine, 8% sucrose, 0.01% Tween80 pH6.2	Conjugation:	SN38
Reconstitution:	For Powder, reconstitute with sterile, distilled water to a final concentration of 1 mg/ml. Gently shake to solubilize completely. Do not vortex.	Expression System:	CHO
Storage:	Upon receipt, store immediately at -20°C or lower for 24 months. Store aliquots at -80°C for up to 3 months. Avoid repeated freeze-thaw cycles.	Purification:	Protein A

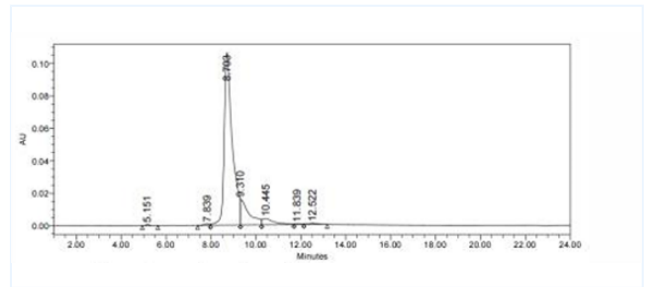
# Data

## Purity: SEC-HPLC



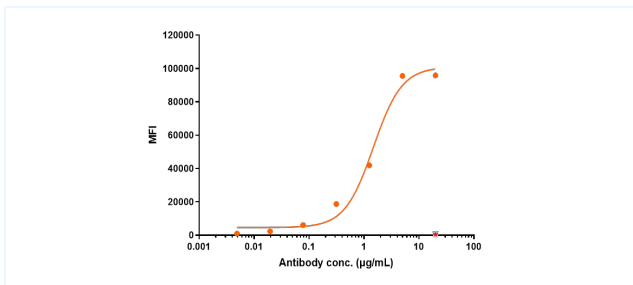
The purity of Anti-CEACAM5 / CEA / CD66e Reference Antibody (labetuzumab govitecan) is 95%, determined by SEC-HPLC.

## HIC-HPLC



The drug-to-antibody ratio (DAR) of the Anti-CEACAM5 / CEA / CD66e Reference Antibody (labetuzumab govitecan) is 8.0.

## Bioactivity: FACS



Human CEACAM5 / CEA / CD66e HEK293 Cell Line were stained Anti-CEACAM5 / CEA / CD66e Reference Antibody (labetuzumab govitecan) and negative control protein respectively, washed and then followed by PE and analyzed with FACS, The EC50 is 1.45 µg/mL.

The products are for research use only. Not for use in diagnostic procedures.