



# CERTIFICATE OF ANALYSIS

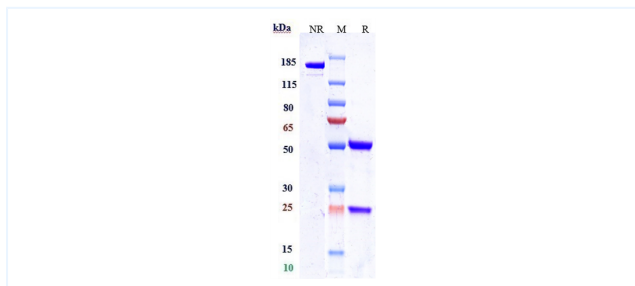


## Product Details

Product name:	Anti-Nectin-4 Reference Antibody (enfortumab vedotin-ejfv)	Lot.No.:	P100821D3.6
Target:	Nectin-4	Catalog:	CHB248
Target Accession:	Q96NY8	Concentration :	5.6 mg/mL
Clonality:	Monoclonal-ADC	Isotype:	IgG1
Reactivity:	Human	Molecular Weight (kDa) :	143.9 kDa
Application:	Kinetics (SPR), ELISA, Bioactivity: FACS, Functional assay, Research in vivo	Endotoxin:	<1 EU/mg
Formulation:	Liquid: 100mM Pro-Ac, 20mM Arg pH 5.0   Lyophilization: 25mM histidine, 8% sucrose, 0.01% Tween80 pH6.2	Conjugation:	MMAE
Reconstitution:	For Powder, reconstitute with sterile, distilled water to a final concentration of 1 mg/ml. Gently shake to solubilize completely. Do not vortex.	Expression System:	CHO
Storage:	Upon receipt, store immediately at -20°C or lower for 24 months. Store aliquots at -80°C for up to 3 months. Avoid repeated freeze-thaw cycles.	Purification:	Protein A

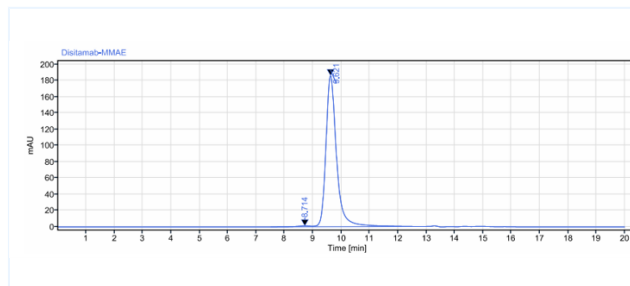
# Data

## Purity: SDS-PAGE



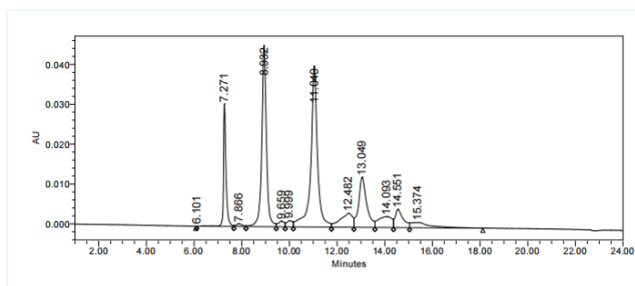
Anti-Nectin-4 Reference Antibody (Enfortumab vedotin-ejfv) on SDS-PAGE under reducing (R) condition. The purity of the protein is greater than 95%.

## Purity: SEC-HPLC



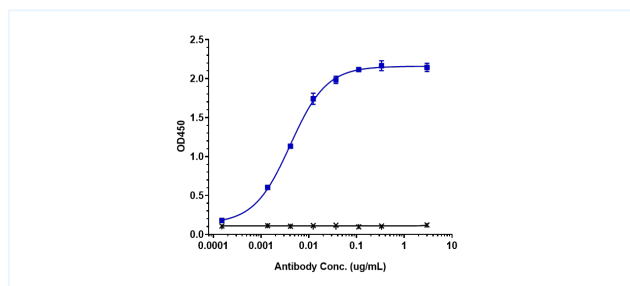
The purity of Anti-Nectin-4 Reference Antibody (Enfortumab vedotin-ejfv) is 100%, determined by SEC-HPLC.

## HIC-HPLC



The drug-to-antibody ratio (DAR) of the Anti-Nectin-4 Reference Antibody (Enfortumab vedotin-ejfv) is 3.6.

## Bioactivity: ELISA



Immobilized human NECTIN 4 His at 2 ug/mL can bind Anti-Nectin-4 Reference Antibody (Enfortumab vedotin-ejfv), EC50 is 0.004082 ug/mL.

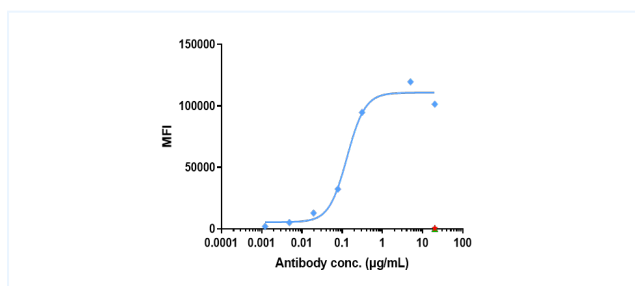
The products are for research use only. Not for use in diagnostic procedures.



# CERTIFICATE OF ANALYSIS



## Bioactivity: FACS



Human Nectin-4 MDA-MB-231 LUCI Cell Line were stained with Anti-Nectin-4 Reference Antibody (enfortumab vedotin-ejfv) and negative control protein respectively, washed and then followed by PE and analyzed with FACS, The EC50 is 0.15 µg/mL.

The products are for research use only. Not for use in diagnostic procedures.