



# CERTIFICATE OF ANALYSIS

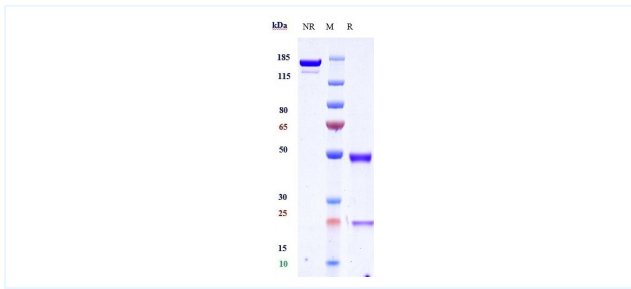


## Product Details

Product name:	Anti-TNFRSF4 / OX40 / CD134 Reference Antibody (vonlerizumab)	Lot.No.:	P92726
Target:	TNFRSF4 / OX40 / CD134	Catalog:	CHB189
Target Accession:	P43489	Concentration :	1 mg/mL
Clonality:	Monoclonal	Isotype:	IgG1
Reactivity:	Human	Molecular Weight (kDa) :	145.22 kDa
Application:	Kinetics (SPR), ELISA, Bioactivity: FACS, Functional assay, Research in vivo	Endotoxin:	<1 EU/mg
Formulation:	Liquid: 100mM Pro-Ac, 20mM Arg pH 5.0   Lyophilization: 25mM histidine, 8% sucrose, 0.01% Tween80 pH6.2	Conjugation:	Unconjugated
Reconstitution:	For Powder, reconstitute with sterile, distilled water to a final concentration of 1 mg/ml. Gently shake to solubilize completely. Do not vortex.	Expression System:	CHO
Storage:	-80°C for 2 years under sterile conditions; -20°C for 1 year under sterile conditions; Avoid repeated freeze-thaw cycles.	Purification:	Protein A

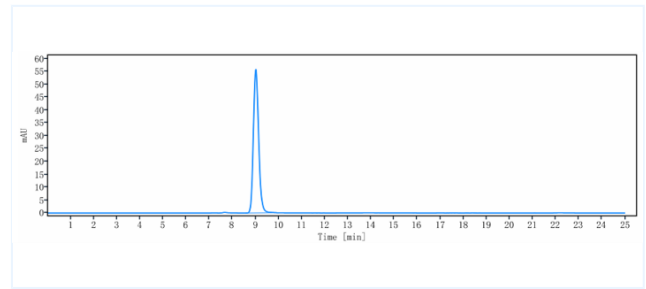
# Data

## Purity: SDS-PAGE



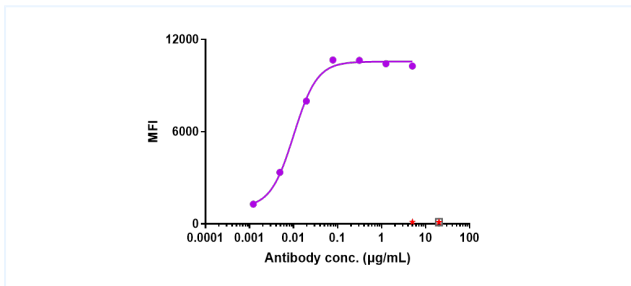
Anti-TNFRSF4 / OX40 / CD134 Reference Antibody (vonlerizumab) on SDS-PAGE under reducing (R) condition. The purity of the protein is greater than 95%.

## Purity: SEC-HPLC



The purity of Anti-TNFRSF4 / OX40 / CD134 Reference Antibody (vonlerizumab) is 100%, determined by SEC-HPLC.

## Bioactivity: FACS



Human TNFRSF4 / OX40 / CD134 NF- $\kappa$ B Jurkat Cell Line were stained with Anti-TNFRSF4 / OX40 / CD134 Reference Antibody (vonlerizumab) and negative control protein respectively, washed and then followed by PE and analyzed with FACS, The EC50 is 0.053  $\mu\text{g/mL}$ .

The products are for research use only. Not for use in diagnostic procedures.