



CERTIFICATE OF ANALYSIS

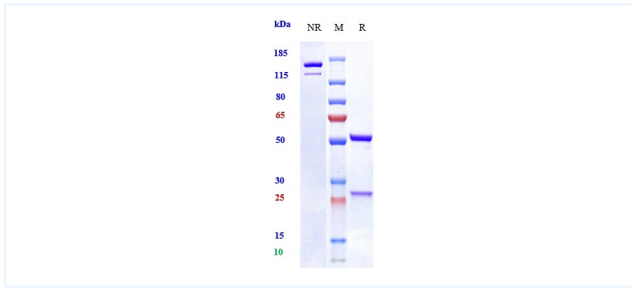


Product Details

Product name:	Anti-OSMR Reference Antibody (vixarelimab)	Lot.No.:	P110561-1
Target:	OSMR	Catalog:	CHB029
Target Accession:	Q99650	Concentration :	1 mg/mL
Clonality:	Monoclonal	Isotype:	IgG4SP
Reactivity:	Human	Molecular Weight (kDa) :	145 kDa
Application:	Kinetics (SPR), ELISA, Bioactivity: FACS, Functional assay, Research in vivo	Endotoxin:	<1 EU/mg
Formulation:	Liquid: 100mM Pro-Ac, 20mM Arg pH 5.0 Lyophilization: 25mM histidine, 8% sucrose, 0.01% Tween80 pH6.2	Conjugation:	Unconjugated
Reconstitution:	For Powder, reconstitute with sterile, distilled water to a final concentration of 1 mg/ml. Gently shake to solubilize completely. Do not vortex.	Expression System:	CHO
Storage:	-80°C for 2 years under sterile conditions; -20°C for 1 year under sterile conditions; Avoid repeated freeze-thaw cycles.	Purification:	Protein A

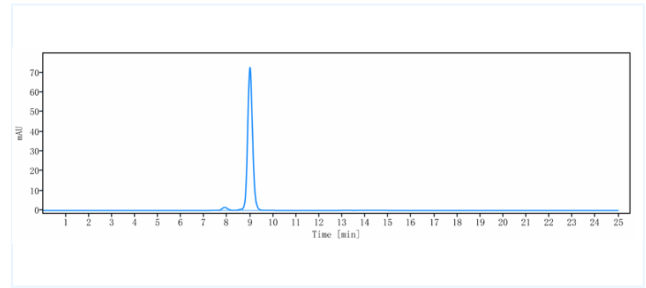
Data

Purity: SDS-PAGE



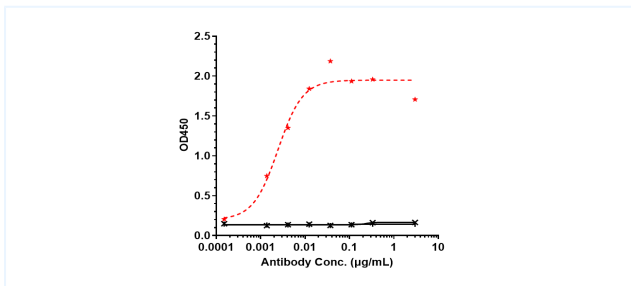
Anti-OSMR Reference Antibody (vixarelimab) on SDS-PAGE under reducing (R) condition. The purity of the protein is greater than 95%.

Purity: SEC-HPLC



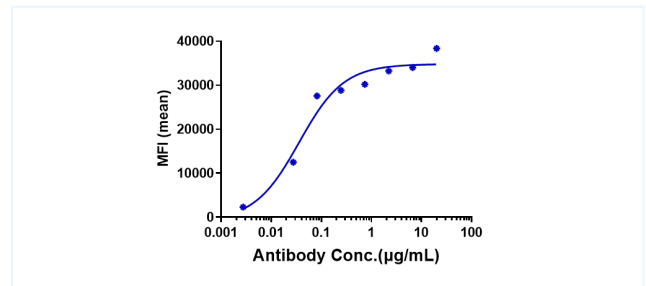
The purity of Anti-OSMR Reference Antibody (vixarelimab) is 96.9%, determined by SEC-HPLC.

Bioactivity: ELISA



Immobilized human OSMR His at 2 µg/mL can bind Anti-OSMR Reference Antibody (vixarelimab), EC50=0.0024 µg/mL.

Bioactivity: FACS



Human OSMR HEK293 cells were stained with Anti-OSMR Reference Antibody (vixarelimab) and negative control protein respectively, washed and then followed by PE and analyzed with FACS, EC50=0.0359 µg/mL.

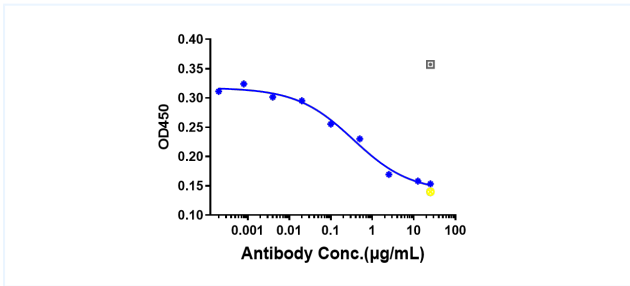
The products are for research use only. Not for use in diagnostic procedures.



CERTIFICATE OF ANALYSIS

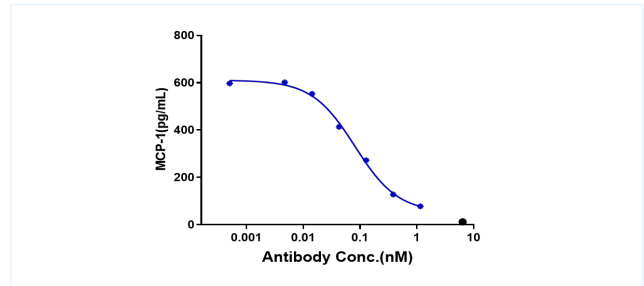


Function: Phosphorylation



Anti-OSMR Reference Antibody (vixarelimab) P-STAT3 Assay was evaluated using NHDF. The IC50 was approximately 0.3493 nM.

Function: MCP-1 Secretion



Anti-OSMR Reference Antibody (vixarelimab) MCP-1 secretion was evaluated using NHDF. The IC50 was approximately 0.0812 nM.

The products are for research use only. Not for use in diagnostic procedures.