



CERTIFICATE OF ANALYSIS




Product Details

Product name:	Anti-Amyloid Beta Reference Antibody (aducanumab)	Lot.No.:	P68018-2
Target:	Amyloid Beta	Catalog:	CHA583
Target Accession:	P05067	Concentration :	1 mg/mL
Clonality:	Monoclonal	Isotype:	IgG1
Reactivity:	Human, Mouse, Cynomolgus	Molecular Weight (kDa) :	146.2 kDa
Application:	Kinetics (SPR), ELISA, Bioactivity: FACS, Functional assay, Research in vivo	Endotoxin:	<1 EU/mg
Formulation:	Liquid: 100mM Pro-Ac, 20mM Arg pH 5.0 Lyophilization: 25mM histidine, 8% sucrose, 0.01% Tween80 pH6.2	Conjugation:	Unconjugated
Reconstitution:	For Powder, reconstitute with sterile, distilled water to a final concentration of 1 mg/ml. Gently shake to solubilize completely. Do not vortex.	Expression System:	CHO
Storage:	-80°C for 2 years under sterile conditions; -20°C for 1 year under sterile conditions; Avoid repeated freeze-thaw cycles.	Purification:	Protein A

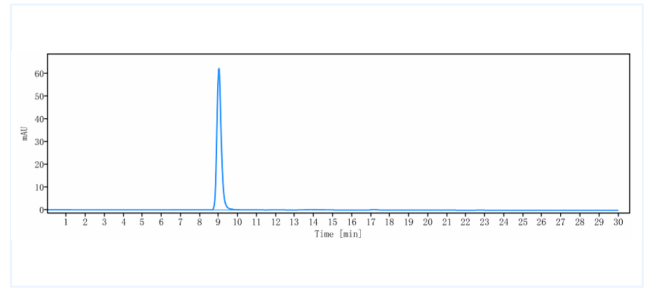
Data

Purity: SDS-PAGE



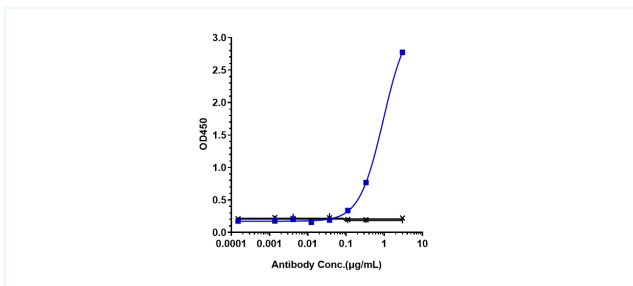
Anti-Amyloid Beta Reference Antibody (aducanumab) on SDS-PAGE under reducing (R) condition. The purity of the protein is greater than 95%.

Purity: SEC-HPLC



The purity of Anti-Amyloid Beta Reference Antibody (aducanumab) is more than 95%, determined by SEC-HPLC.

Bioactivity: ELISA



Immobilized N His HSA human Amyloid beta (APP) at 2 ug/mL can bind Anti-Amyloid Beta Reference Antibody (aducanumab), $EC_{50}=0.9454$ ug/mL.

The products are for research use only. Not for use in diagnostic procedures.