



CERTIFICATE OF ANALYSIS

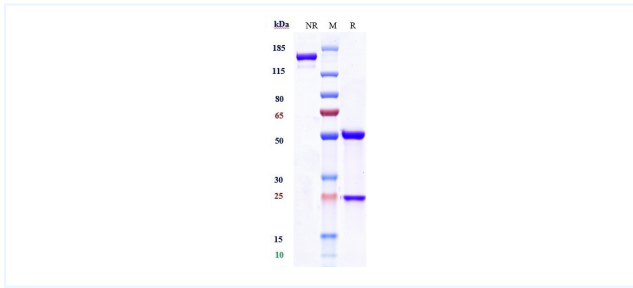


Product Details

Product name:	Anti-TNFRSF5 / CD40 Reference Antibody (selicrelumab)	Lot.No.:	P216779
Target:	TNFRSF5 / CD40	Catalog:	CHA574
Target Accession:	P25942	Concentration :	1 mg/mL
Clonality:	Monoclonal	Isotype:	IgG2
Reactivity:	Human	Molecular Weight (kDa) :	150 kDa
Application:	FCM, Agonist, In Vivo, ELISA	Endotoxin:	<1 EU/mg
Formulation:	Liquid: 100mM Pro-Ac, 20mM Arg pH 5.0 Lyophilization: 25mM histidine, 8% sucrose, 0.01% Tween80 pH6.2	Conjugation:	Unconjugated
Reconstitution:	For Powder, reconstitute with sterile, distilled water to a final concentration of 1 mg/ml. Gently shake to solubilize completely. Do not vortex.	Expression System:	CHO
Storage:	Upon receipt, store immediately at -20°C or lower for 24 months. Store aliquots at -80°C for up to 3 months. Avoid repeated freeze-thaw cycles.	Purification:	Protein A

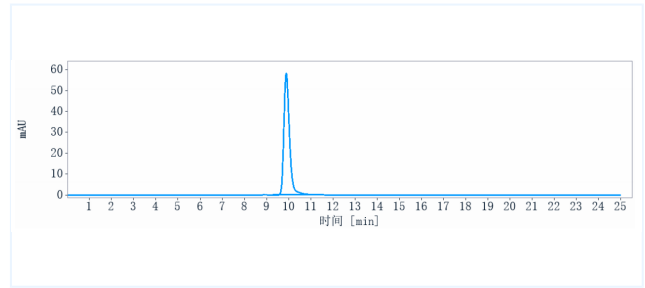
Data

Purity: SDS-PAGE



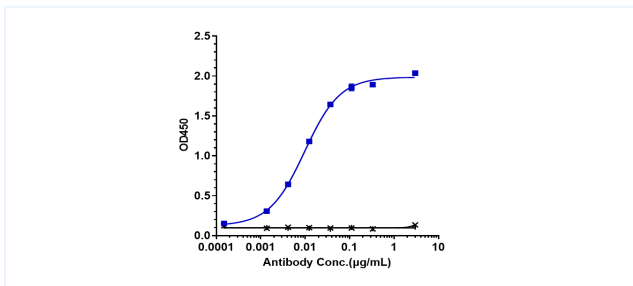
Anti- Human CD40 (Selicrelumab) on SDS-PAGE under reducing (R) condition. The purity of the protein is greater than 95%.

Purity: SEC-HPLC



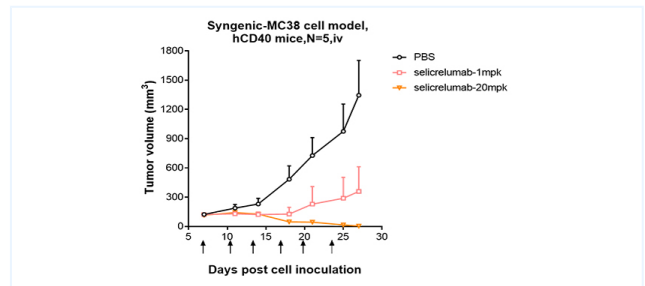
The purity of anti- Human CD40 (Selicrelumab) is more than 95%, determined by SEC-HPLC.

Bioactivity: ELISA



Immobilized human CD40 (His Tag, 2µg/mL) can bind to anti- Human CD40 (Selicrelumab) with an EC50 of 0.009782 ug/mL.

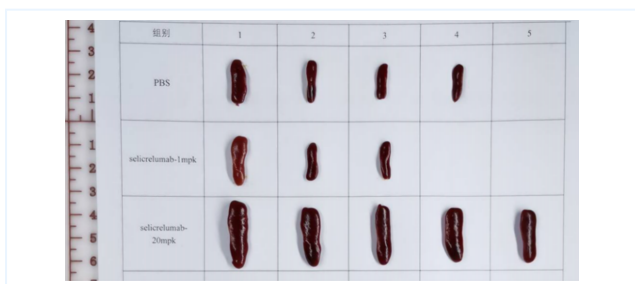
Research in vivo



Anti-human CD40 (Selicrelumab) inhibited the tumor growth of MC38 on humanized CD40 mice. The result showed significant anti-tumor effects.

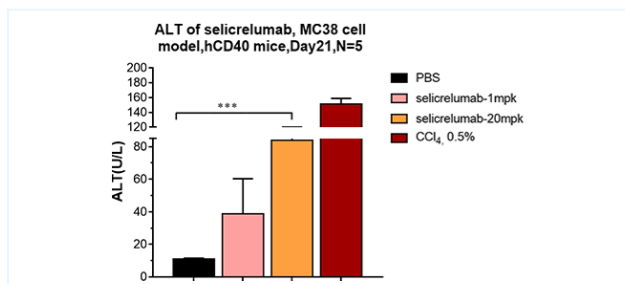
The products are for research use only. Not for use in diagnostic procedures.

Research in vivo



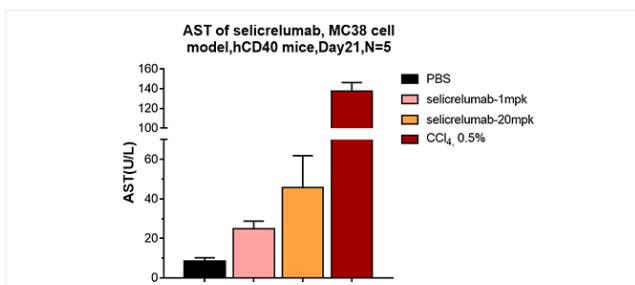
Compared with the negative control group, anti- human CD40 (Selicrelumab) had a significant increase in visceral ratio at a dose of 20 MPk and no significant difference at a dose of 1 mpk, indicating that the toxicity of selicrelumab to the spleen was significantly dose-dependent.

Research in vivo



Compared with the negative control group, anti- human CD40 (Selicrelumab) had a significant increase in serum ALT content at a dose of 20 mpk, and a trend of increase in serum ALT at a dose of 1 mpk, but there was no statistical difference. AST indexes were all elevated and dose-dependent, but there was no statistical difference.

Research in vivo



Compared with the negative control group, anti- human CD40 (Selicrelumab) had a significant increase in serum ALT content at a dose of 20 mpk, and a trend of increase in serum ALT at a dose of 1 mpk, but there was no statistical difference. AST indexes were all elevated and dose-dependent, but there was no statistical difference.

The products are for research use only. Not for use in diagnostic procedures.