



CERTIFICATE OF ANALYSIS

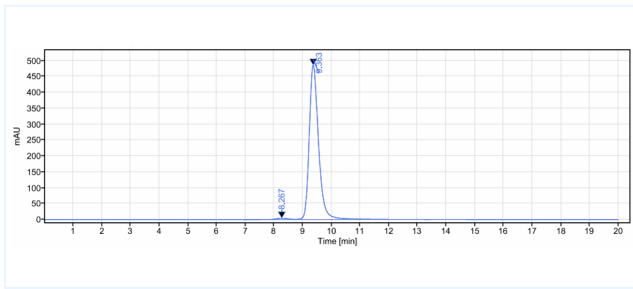


Product Details

Product name:	Anti-TNFRSF13C / BAFFR / CD268 Reference Antibody (ianalumab)	Lot.No.:	P92725
Target:	TNFRSF13C / BAFFR / CD268	Catalog:	CHA377
Target Accession:	Q96RJ3	Concentration :	1 mg/mL
Clonality:	Monoclonal	Isotype:	IgG1
Reactivity:	Human	Molecular Weight (kDa) :	146.44 kDa
Application:	Kinetics (SPR), ELISA, Bioactivity: FACS, Functional assay, Research in vivo	Endotoxin:	<1 EU/mg
Formulation:	Liquid: 100mM Pro-Ac, 20mM Arg pH 5.0 Lyophilization: 25mM histidine, 8% sucrose, 0.01% Tween80 pH6.2	Conjugation:	Unconjugated
Reconstitution:	For Powder, reconstitute with sterile, distilled water to a final concentration of 1 mg/ml. Gently shake to solubilize completely. Do not vortex.	Expression System:	CHO
Storage:	-80°C for 2 years under sterile conditions; -20°C for 1 year under sterile conditions; Avoid repeated freeze-thaw cycles.	Purification:	Protein A

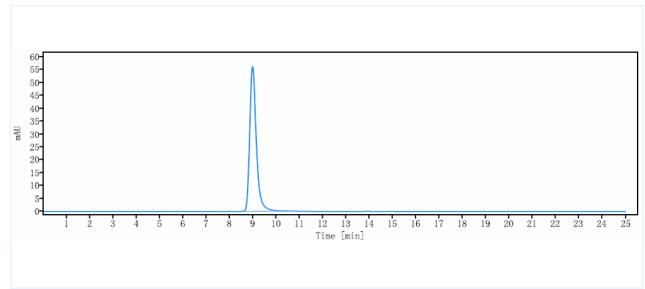
Data

Purity: SDS-PAGE



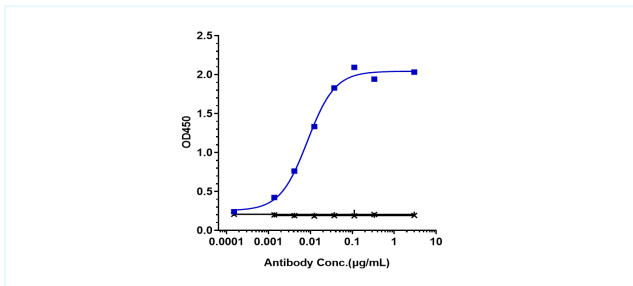
Anti-TNFRSF13C / BAFFR / CD268 Reference Antibody (inalumab) on SDS-PAGE under reducing (R) condition. The purity of the protein is greater than 95%.

Purity: SEC-HPLC



The purity of Anti-TNFRSF13C / BAFFR / CD268 Reference Antibody (inalumab) is 100%, determined by SEC-HPLC.

Bioactivity: ELISA



Immobilized human GPA33 / A33, Fc Tag at 2 µg/mL can bind inalumab, EC50=0.008489 µg/mL.

The products are for research use only. Not for use in diagnostic procedures.