



CERTIFICATE OF ANALYSIS

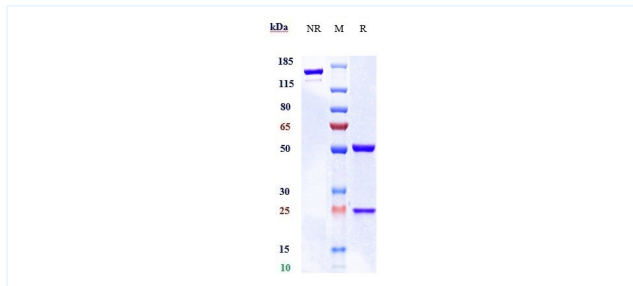


Product Details

Product name:	Anti-Endoglin / CD105 Reference Antibody (carotuximab)	Lot.No.:	P223727
Target:	Endoglin / CD105	Catalog:	CHA373
Target Accession:	P17813	Concentration :	1 mg/mL
Clonality:	Monoclonal	Isotype:	IgG1
Reactivity:	Human	Molecular Weight (kDa) :	145.5 kDa
Application:	Kinetics (BLI), Kinetics (SPR), ELISA, Bioactivity: FACS, Functional assay	Endotoxin:	<1 EU/mg
Formulation:	Liquid: 100mM Pro-Ac, 20mM Arg pH 5.0 Lyophilization: 25mM histidine, 8% sucrose, 0.01% Tween80 pH6.2	Conjugation:	Unconjugated
Reconstitution:	For Powder, reconstitute with sterile, distilled water to a final concentration of 1 mg/ml. Gently shake to solubilize completely. Do not vortex.	Expression System:	CHO
Storage:	Upon receipt, store immediately at -20°C or lower for 24 months. Store aliquots at -80°C for up to 3 months. Avoid repeated freeze-thaw cycles.	Purification:	Protein A

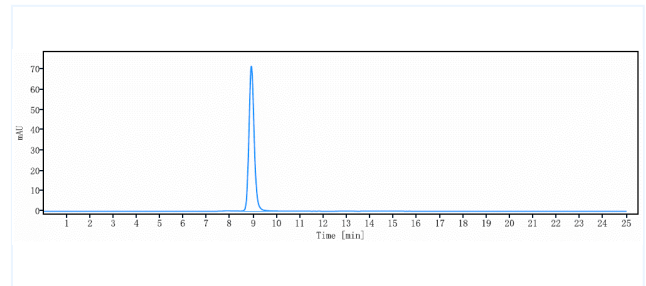
Data

Purity: SDS-PAGE



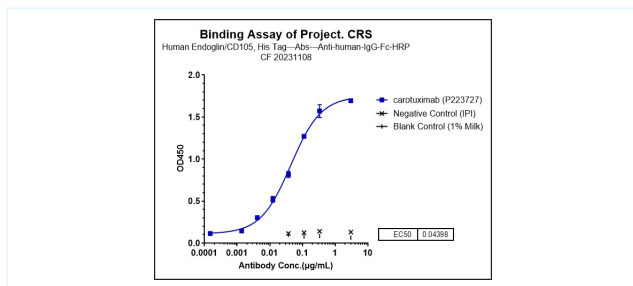
Anti-Endoglin / CD105 Reference Antibody (carotuximab) on SDS-PAGE under reducing (R) condition. The purity of the protein is greater than 95%.

Purity: SEC-HPLC



The purity of Anti-Endoglin / CD105 Reference Antibody (carotuximab) is more than 95%, determined by SEC-HPLC.

ELISA



Immobilized Human Endoglin/CD105, His Tag at 2 µg/mL (30 µL/well) can bind carotuximab(P223727) with the EC50 of 0.04398 µg/mL.

The products are for research use only. Not for use in diagnostic procedures.