



# CERTIFICATE OF ANALYSIS

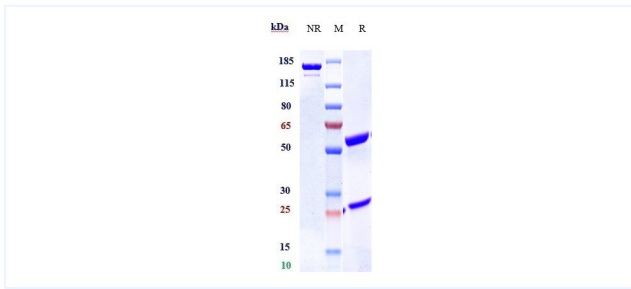


## Product Details

Product name:	Anti-TNFRSF12A / TWEAKR / CD266 Reference Antibody (enavatuzumab)	Lot.No.:	P93952
Target:	TNFRSF12A / TWEAKR / CD266	Catalog:	CHA356
Target Accession:	Q9NP84	Concentration :	1 mg/mL
Clonality:	Monoclonal	Isotype:	IgG1
Reactivity:	Human	Molecular Weight (kDa) :	150 kDa
Application:	Kinetics (SPR), ELISA, Bioactivity: FACS, Functional assay, Research in vivo	Endotoxin:	<1 EU/mg
Formulation:	Liquid: 100mM Pro-Ac, 20mM Arg pH 5.0   Lyophilization: 25mM histidine, 8% sucrose, 0.01% Tween80 pH6.2	Conjugation:	Unconjugated
Reconstitution:	For Powder, reconstitute with sterile, distilled water to a final concentration of 1 mg/ml. Gently shake to solubilize completely. Do not vortex.	Expression System:	CHO
Storage:	-80°C for 2 years under sterile conditions; -20°C for 1 year under sterile conditions; Avoid repeated freeze-thaw cycles.	Purification:	Protein A

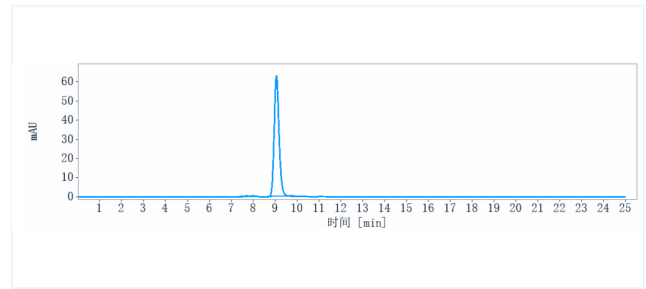
# Data

## Purity: SDS-PAGE



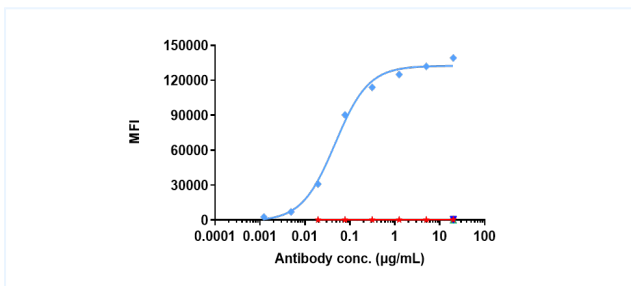
Anti-TNFRSF12A / TWEAKR / CD266 Reference Antibody (enavatuzumab) on SDS-PAGE under reducing (R) condition. The purity of the protein is greater than 95%.

## Purity: SEC-HPLC



The purity of Anti-TNFRSF12A / TWEAKR / CD266 Reference Antibody (enavatuzumab) is 98.7%, determined by SEC-HPLC.

## Bioactivity: FACS



Human TNFRSF12A / TWEAKR / CD266 HEK293 Cell Line were stained with Anti-TNFRSF12A / TWEAKR / CD266 Reference Antibody (enavatuzumab) and negative control protein respectively, washed and then followed by PE and analyzed with FACS, The EC50 is 0.04694 ug/mL.

The products are for research use only. Not for use in diagnostic procedures.