



CERTIFICATE OF ANALYSIS

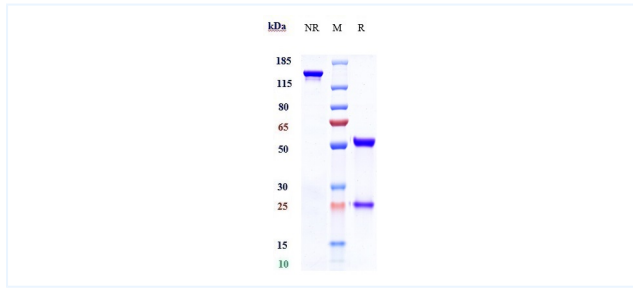


Product Details

Product name:	Anti-TROP2 Reference Antibody (sacituzumab)	Lot.No.:	P236975
Target:	TROP2	Catalog:	CHA355
Target Accession:	P09758	Concentration :	1 mg/mL
Clonality:	Monoclonal	Isotype:	IgG1
Reactivity:	Human, Mouse	Molecular Weight (kDa) :	145.52 kDa
Application:	Kinetics (SPR), ELISA, Bioactivity: FACS, Functional assay, Research in vivo	Endotoxin:	<1 EU/mg
Formulation:	Liquid: 100mM Pro-Ac, 20mM Arg pH 5.0 Lyophilization: 25mM histidine, 8% sucrose, 0.01% Tween80 pH6.2	Conjugation:	Unconjugated
Reconstitution:	For Powder, reconstitute with sterile, distilled water to a final concentration of 1 mg/ml. Gently shake to solubilize completely. Do not vortex.	Expression System:	CHO
Storage:	-80°C for 2 years under sterile conditions; -20°C for 1 year under sterile conditions; Avoid repeated freeze-thaw cycles.	Purification:	Protein A

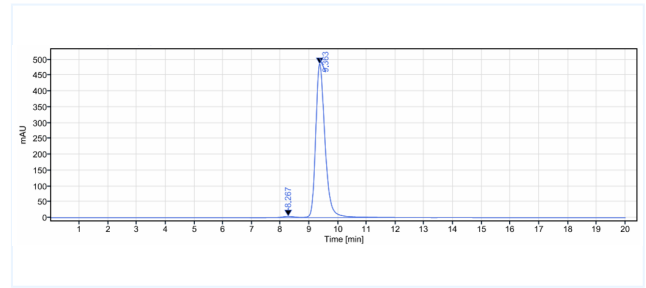
Data

Purity: SDS-PAGE



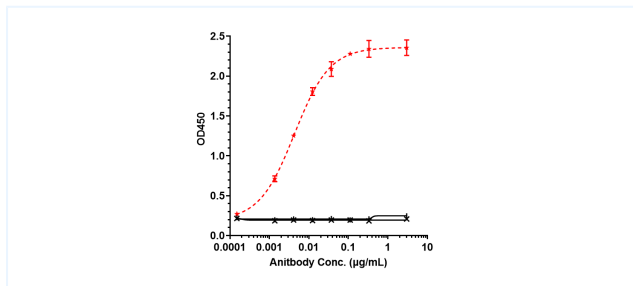
Anti-TROP2 Reference Antibody (sacituzumab) on SDS-PAGE under reducing (R) condition. The purity of the protein is greater than 95%.

Purity: SEC-HPLC



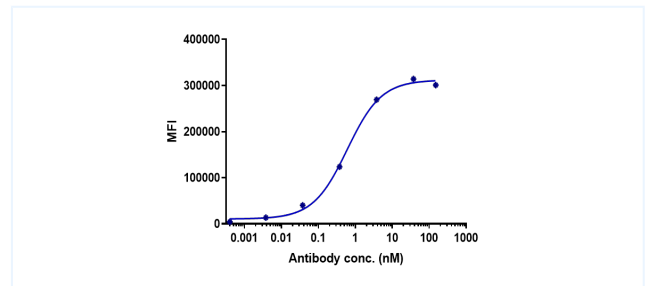
The purity of Anti-TROP2 Reference Antibody (sacituzumab) is 96.23%, determined by SEC-HPLC.

Bioactivity: ELISA



Immobilized human TROP2 His at 2 µg/mL can bind Anti-TROP2 Reference Antibody (sacituzumab), EC50=0.004316 µg/mL.

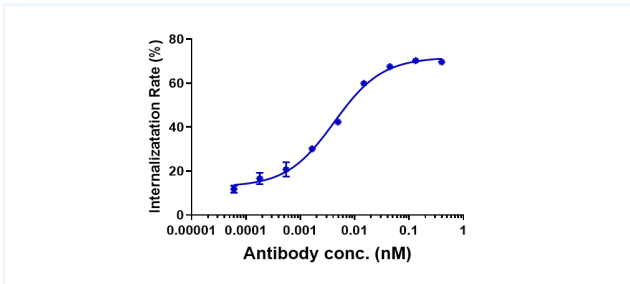
Bioactivity: FACS



Human TROP2 HEK293 cells were stained with Anti-TROP2 Reference Antibody (sacituzumab) and negative control protein respectively, washed and then followed by PE and analyzed with FACS, EC50=0.4071 µg/mL.

The products are for research use only. Not for use in diagnostic procedures.

Function: Internalization



The endocytosis ratio sacituzumab by human TROP2 HEK293 increased with the increase of antibody concentration, and the Internalization Rate (%) reached 70% at antibody concentration of 0.4 nM.

The products are for research use only. Not for use in diagnostic procedures.