



# CERTIFICATE OF ANALYSIS

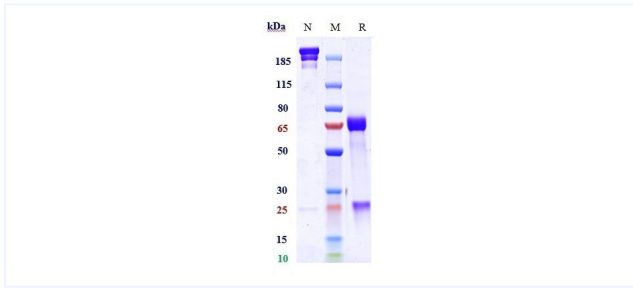


## Product Details

Product name:	Anti-TGFb1 Reference Antibody (M7824)	Lot.No.:	P03277
Target:	TGFb1	Catalog:	CHA348
Target Accession:	P01137	Concentration :	1 mg/mL
Clonality:	Monoclonal	Isotype:	IgG1
Reactivity:	Human	Molecular Weight (kDa) :	178 kDa
Application:	Kinetics (SPR), ELISA, Bioactivity: FACS, Functional assay, Research in vivo	Endotoxin:	<1 EU/mg
Formulation:	Liquid: 100mM Pro-Ac, 20mM Arg pH 5.0   Lyophilization: 25mM histidine, 8% sucrose, 0.01% Tween80 pH6.2	Conjugation:	Unconjugated
Reconstitution:	For Powder, reconstitute with sterile, distilled water to a final concentration of 1 mg/ml. Gently shake to solubilize completely. Do not vortex.	Expression System:	CHO
Storage:	-80°C for 2 years under sterile conditions; -20°C for 1 year under sterile conditions; Avoid repeated freeze-thaw cycles.	Purification:	Protein A

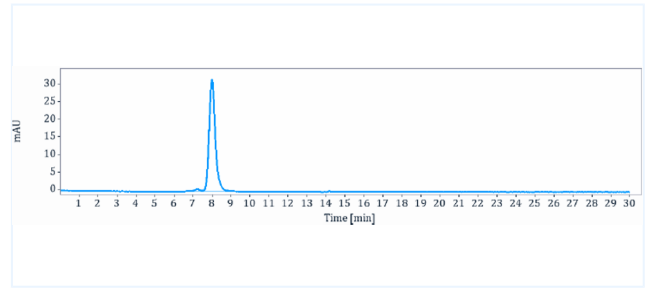
## Data

## Purity: SDS-PAGE



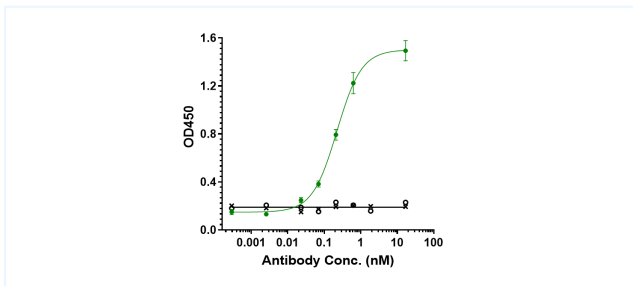
Anti-TGFb1 Reference Antibody (M7824) on SDS-PAGE under reducing (R) condition. The purity of the protein is greater than 90.7%.

## Purity: SEC-HPLC



The purity of Anti-TGFb1 Reference Antibody (M7824) is 96.19%, determined by SEC-HPLC.

## Bioactivity: ELISA



Immobilized human PD-L1 FC at 2 ug/mL can bind Anti-TGFb1 Reference Antibody (M7824), EC50=0.2227 ug/mL.

The products are for research use only. Not for use in diagnostic procedures.