



CERTIFICATE OF ANALYSIS

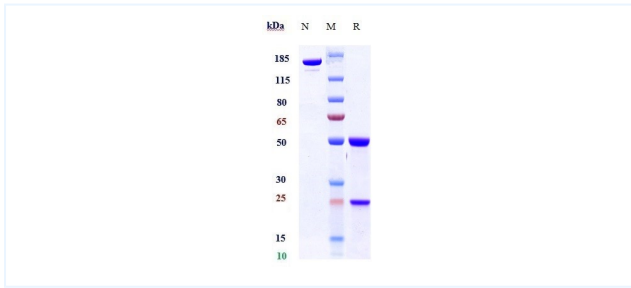


Product Details

| | | | |
|----------------------|---|-----------------------------|--------------|
| Product name: | Anti-TGFb1 Reference Antibody (SRK181) | Lot.No.: | P04579 |
| Target: | TGFb1 | Catalog: | CHA347 |
| Target Accession: | P01137 | Concentration : | 1 mg/mL |
| Clonality: | Monoclonal | Isotype: | IgG4SP |
| Reactivity: | Human | Molecular Weight (kDa) : | 150 kDa |
| Application: | Kinetics (SPR), ELISA, Bioactivity: FACS, Functional assay, Research in vivo | Endotoxin: | <1 EU/mg |
| Formulation: | Liquid: 100mM Pro-Ac, 20mM Arg pH 5.0 Lyophilization: 25mM histidine, 8% sucrose, 0.01% Tween80 pH6.2 | Conjugation: | Unconjugated |
| Reconstitution: | For Powder, reconstitute with sterile, distilled water to a final concentration of 1 mg/ml. Gently shake to solubilize completely. Do not vortex. | Expression System: | CHO |
| Storage: | -80°C for 2 years under sterile conditions; -20°C for 1 year under sterile conditions; Avoid repeated freeze-thaw cycles. | Purification: | Protein A |

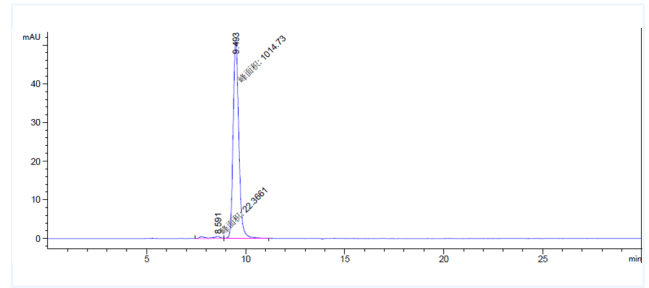
Data

Purity: SDS-PAGE



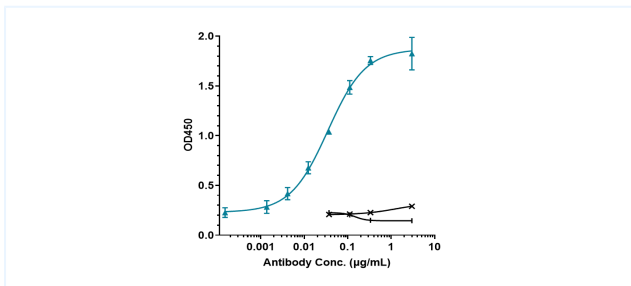
Anti-TGFb1 Reference Antibody (SRK181) on SDS-PAGE under reducing (R) condition. The purity of the protein is greater than 95%.

Purity: SEC-HPLC



The purity of Anti-TGFb1 Reference Antibody (SRK181) is 97.59%, determined by SEC-HPLC.

Bioactivity: ELISA



Immobilized human TGFb1 His at 2 µg/mL can bind Anti-TGFb1 Reference Antibody (SRK181), EC50=0.0349 µg/mL.

The products are for research use only. Not for use in diagnostic procedures.