



CERTIFICATE OF ANALYSIS

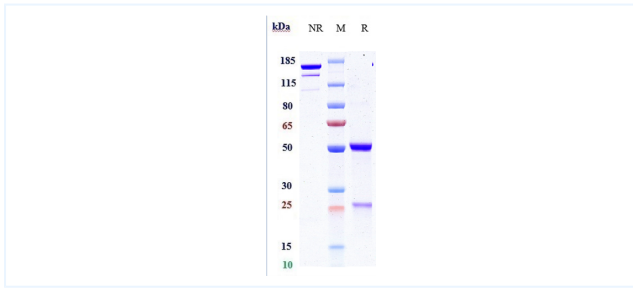


Product Details

Product name:	Anti-PDGFB Reference Antibody (MOR-8457)	Lot.No.:	P06344
Target:	PDGFB	Catalog:	CHA080
Target Accession:	P01127	Concentration :	1 mg/mL
Clonality:	Monoclonal	Isotype:	IgG1
Reactivity:	Human	Molecular Weight (kDa) :	145 kDa
Application:	Kinetics (SPR), ELISA, Bioactivity: FACS, Functional assay, Research in vivo	Endotoxin:	<1 EU/mg
Formulation:	Liquid: 100mM Pro-Ac, 20mM Arg pH 5.0 Lyophilization: 25mM histidine, 8% sucrose, 0.01% Tween80 pH6.2	Conjugation:	Unconjugated
Reconstitution:	For Powder, reconstitute with sterile, distilled water to a final concentration of 1 mg/ml. Gently shake to solubilize completely. Do not vortex.	Expression System:	CHO
Storage:	-80°C for 2 years under sterile conditions; -20°C for 1 year under sterile conditions; Avoid repeated freeze-thaw cycles.	Purification:	Protein A

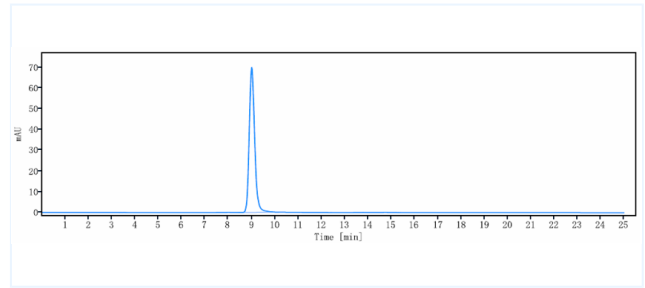
Data

Purity: SDS-PAGE



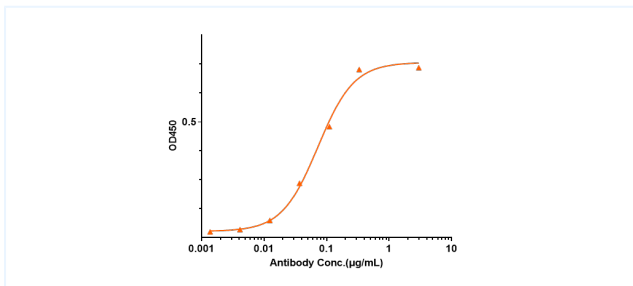
Anti-PDGFB Reference Antibody (MOR-8457) on SDS-PAGE under reducing (R) condition. The purity of the protein is greater than 90%.

Purity: SEC-HPLC



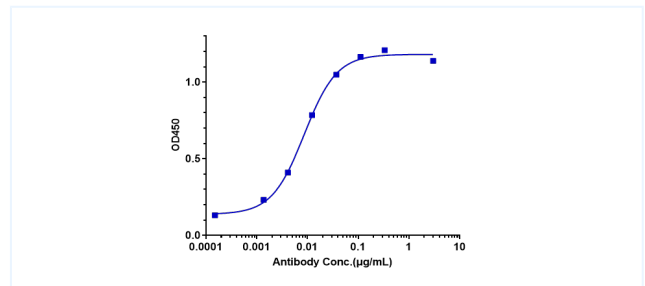
The purity of Anti-PDGFB Reference Antibody (MOR-8457) is more than 95%, determined by SEC-HPLC.

ELISA



Immobilized Human PDGFB, Fc Tag at 2 µg/mL can bind Anti-PDGFB Reference Antibody (MOR-8457), The EC50 was approximately 0.07279 ug/ml.

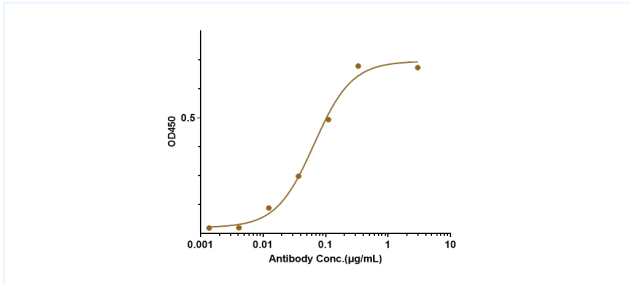
ELISA



Immobilized Mouse PDGFB, His Tag at 2 µg/mL can bind Anti-PDGFB Reference Antibody (MOR-8457), The EC50 was approximately 0.008642 ug/ml.

The products are for research use only. Not for use in diagnostic procedures.

ELISA



Immobilized Cynomolgus / Rhesus Macaque PDGFB, Fc Tag at 2 µg/mL

can bind Anti-PDGFB Reference Antibody (MOR-8457), The EC50 was approximately 0.06539 µg/mL.

The products are for research use only. Not for use in diagnostic procedures.