



# CERTIFICATE OF ANALYSIS

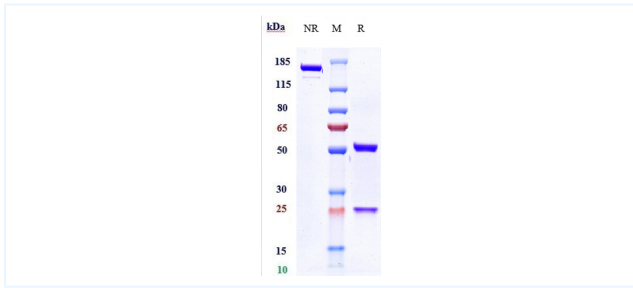


## Product Details

Product name:	Anti-IL-6Ra / CD126 Reference Antibody (tocilizumab)	Lot.No.:	P72080
Target:	IL-6 R alpha / CD126	Catalog:	CHA065
Target Accession:	P08887	Concentration :	1 mg/mL
Clonality:	Monoclonal	Isotype:	IgG1
Reactivity:	Human, Cynomolgus	Molecular Weight (kDa) :	145.2 kDa
Application:	Kinetics (SPR), ELISA, Bioactivity: FACS, Functional assay, Research in vivo	Endotoxin:	<1 EU/mg
Formulation:	Liquid: 100mM Pro-Ac, 20mM Arg pH 5.0   Lyophilization: 25mM histidine, 8% sucrose, 0.01% Tween80 pH6.2	Conjugation:	Unconjugated
Reconstitution:	For Powder, reconstitute with sterile, distilled water to a final concentration of 1 mg/ml. Gently shake to solubilize completely. Do not vortex.	Expression System:	CHO
Storage:	-80°C for 2 years under sterile conditions; -20°C for 1 year under sterile conditions; Avoid repeated freeze-thaw cycles.	Purification:	Protein A

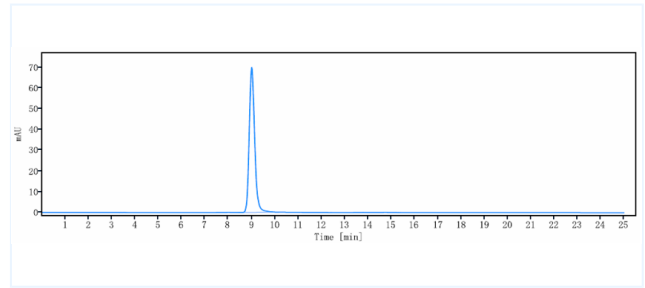
## Data

### Purity: SDS-PAGE



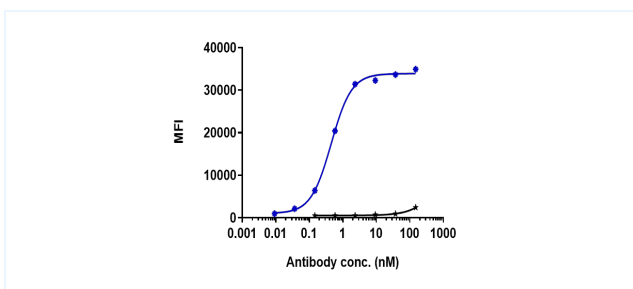
Anti-IL-6Ra / CD126 Reference Antibody (tocilizumab) on SDS-PAGE under reducing (R) condition. The purity of the protein is greater than 95%.

### Purity: SEC-HPLC



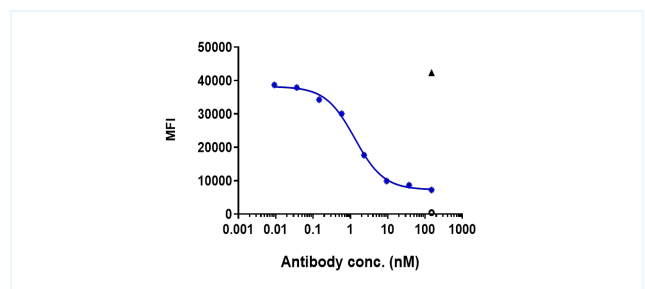
The purity of Anti-IL-6Ra / CD126 Reference Antibody (tocilizumab) is more than 95%, determined by SEC-HPLC.

### Bioactivity: FACS



Human IL-6R CHO cells were stained with Anti-IL-6Ra / CD126 Reference Antibody (tocilizumab) and negative control protein respectively, washed and then followed by PE and analyzed with FACS, EC50=0.4525 nM.

### Function: Blocking



Anti-IL-6Ra / CD126 Reference Antibody (tocilizumab)-induced FACS Blocking activity was evaluated using Human IL-6R CHO cells. The IC50 was approximately 1.303nM.

The products are for research use only. Not for use in diagnostic procedures.