



CERTIFICATE OF ANALYSIS

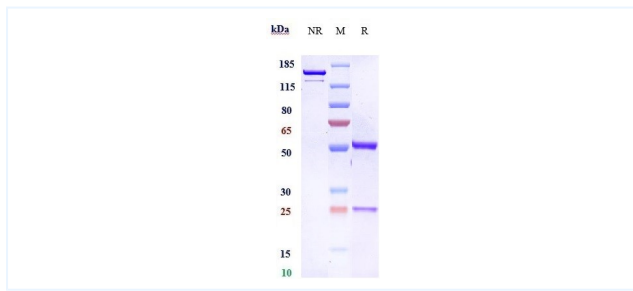


Product Details

Product name:	Anti-FGFR2 / CD332 Reference Antibody (bemarituzumab)	Lot.No.:	P78464
Target:	FGFR2 / CD332	Catalog:	CHA046
Target Accession:	P21802	Concentration :	1 mg/mL
Clonality:	Monoclonal	Isotype:	Human IgG1
Reactivity:	Human	Molecular Weight (kDa) :	150 kDa
Application:	FCM, Block, In Vivo, ELISA, Function: ADCC	Endotoxin:	<1 EU/mg
Formulation:	Liquid: 100mM Pro-Ac, 20mM Arg pH 5.0 Lyophilization: 25mM histidine, 8% sucrose, 0.01% Tween80 pH6.2	Conjugation:	Unconjugated
Reconstitution:	For Powder, reconstitute with sterile, distilled water to a final concentration of 1 mg/ml. Gently shake to solubilize completely. Do not vortex.	Expression System:	CHO
Storage:	Upon receipt, store immediately at -20°C or lower for 24 months. Store aliquots at -80°C for up to 3 months. Avoid repeated freeze-thaw cycles.	Purification:	Protein A

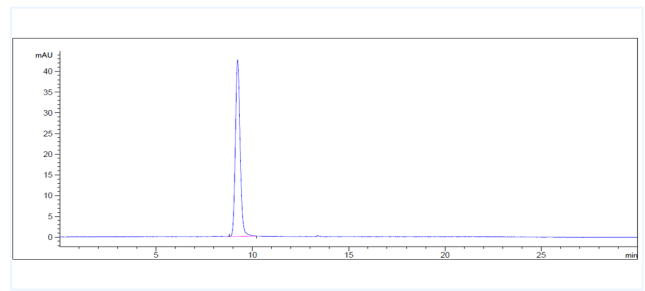
Data

Purity: SDS-PAGE



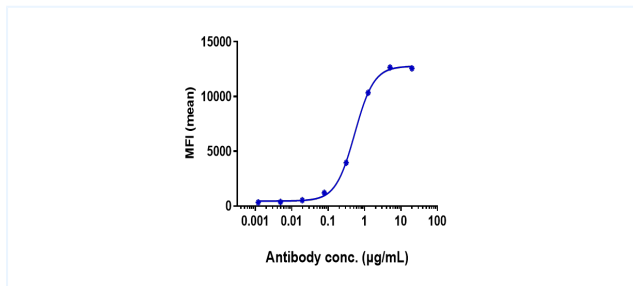
Anti- Human FGFR2 (bemarituzumab) on SDS-PAGE under reducing (R) condition. The purity of the protein is greater than 95%.

Purity: SEC-HPLC



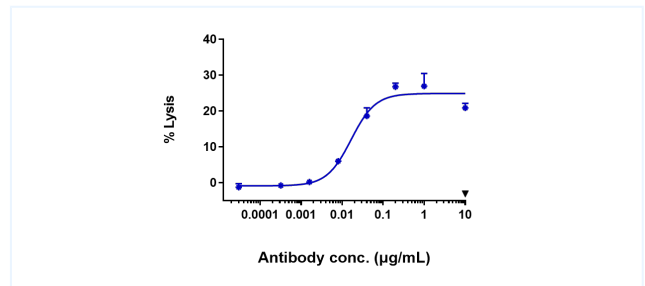
Anti- Human FGFR2 (bemarituzumab) is 100%, determined by SEC-HPLC.

Bioactivity: FACS



SNU-16 cells were stained with Anti- Human FGFR2 (bemarituzumab) , with isotype and secondary-only controls. Flow analysis showed specific binding of the antibody, with an EC50 of 0.5368 ug/mL.

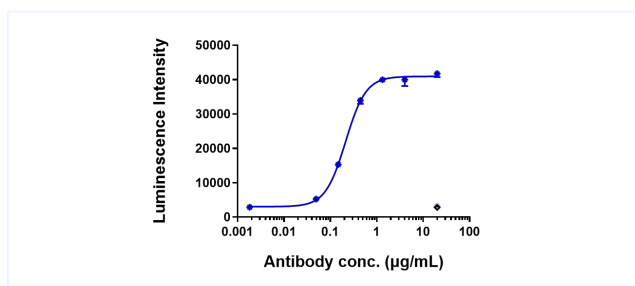
Function: ADCC



The ADCC activity of anti-human FGFR2 monoclonal antibody (bemarituzumab) was evaluated using a human FGFR2-expressing HEK293 reporter cell line. Results demonstrated a robust induction of ADCC, with a maximum fold increase of approximately 25 compared to baseline.

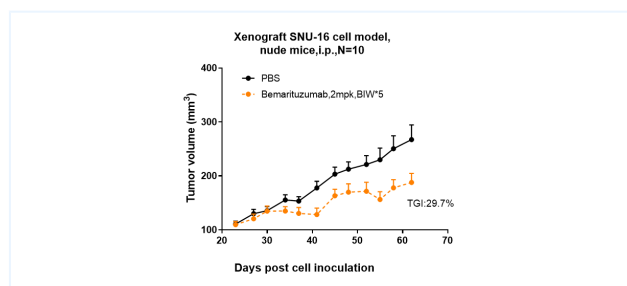
The products are for research use only. Not for use in diagnostic procedures.

Function: ADCC



The ADCC activity of anti-human FGFR2 monoclonal antibody (bemarituzumab) was evaluated using a KATOIII cell line. Results demonstrated a robust induction of ADCC, with a maximum fold increase of approximately 14 compared to baseline.

Research in vivo



Anti- Human FGFR2 (bemarituzumab) inhibited the tumor growth of SNU-16 on Balb/c nude mice. The result showed significant anti-tumor effects, with an tumor inhibition rate (TGI) of 29.7% at 2 mpk at D62.

The products are for research use only. Not for use in diagnostic procedures.