



CERTIFICATE OF ANALYSIS

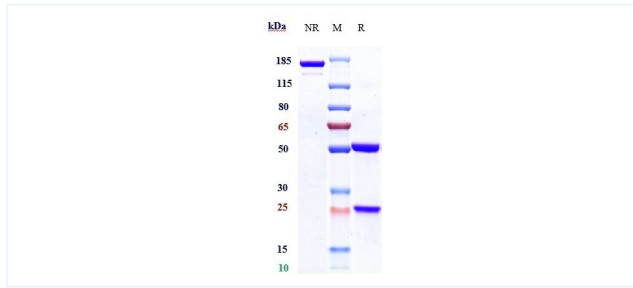


Product Details

Product name:	Anti-HGFR / c-Met Reference Antibody (telisotuzumab)	Lot.No.:	P221297
Target:	HGFR / c-Met	Catalog:	CHA029
Target Accession:	P08581	Concentration :	1 mg/mL
Clonality:	Monoclonal	Isotype:	IgG1
Reactivity:	Human	Molecular Weight (kDa) :	146.1 kDa
Application:	Kinetics (SPR), ELISA, Bioactivity: FACS, Functional assay, Research in vivo	Endotoxin:	<1 EU/mg
Formulation:	Liquid: 100mM Pro-Ac, 20mM Arg pH 5.0 Lyophilization: 25mM histidine, 8% sucrose, 0.01% Tween80 pH6.2	Conjugation:	Unconjugated
Reconstitution:	For Powder, reconstitute with sterile, distilled water to a final concentration of 1 mg/ml. Gently shake to solubilize completely. Do not vortex.	Expression System:	CHO
Storage:	-80°C for 2 years under sterile conditions; -20°C for 1 year under sterile conditions; Avoid repeated freeze-thaw cycles.	Purification:	Protein A

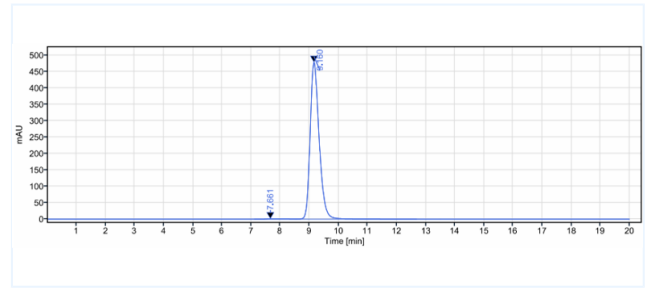
Data

Purity: SDS-PAGE



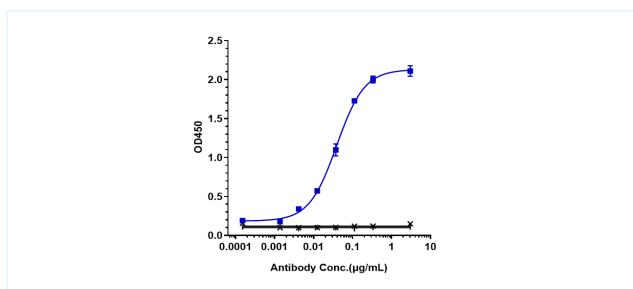
Anti-HGFR / c-Met Reference Antibody (telisotuzumab) on SDS-PAGE under reducing (R) condition. The purity of the protein is greater than 95%.

Purity: SEC-HPLC



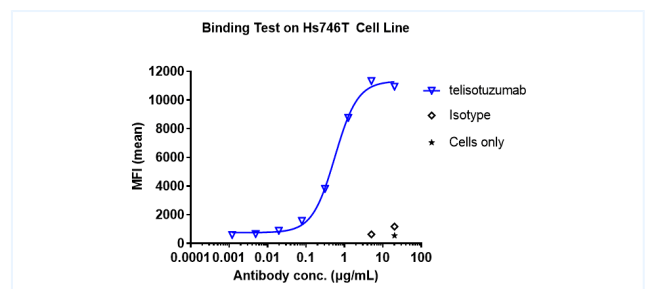
The purity of Anti-HGFR / c-Met Reference Antibody (telisotuzumab) is 99.49%, determined by SEC-HPLC.

Bioactivity: ELISA



Immobilized human cMet His at 2 ug/mL can bind Anti-HGFR / c-Met Reference Antibody (telisotuzumab), $EC_{50}=0.03917$ ug/mL.

Bioactivity: FACS



Hs746T were stained with Anti-HGFR / c-Met Reference Antibody (telisotuzumab) and negative control protein respectively, washed and then followed by PE and analyzed with FACS.

The products are for research use only. Not for use in diagnostic procedures.