



CERTIFICATE OF ANALYSIS

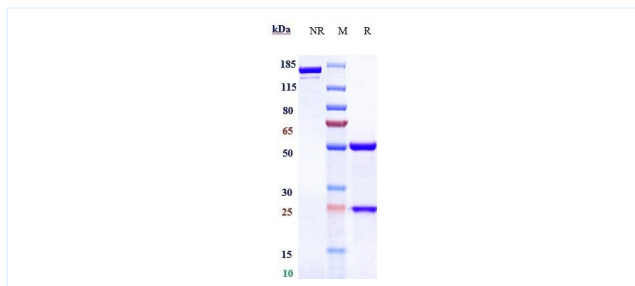


Product Details

Product name:	Anti-TNFSF7 / CD27L / CD70 Reference Antibody (vorsetuzumab)	Lot.No.:	P98623
Target:	TNFSF7 / CD27L / CD70	Catalog:	CHA027
Target Accession:	P32970	Concentration :	5.14 mg/mL
Clonality:	Monoclonal	Isotype:	IgG1
Reactivity:	Human	Molecular Weight (kDa) :	146.1 kDa
Application:	Kinetics (SPR), ELISA, Bioactivity: FACS, Functional assay, Research in vivo	Endotoxin:	<1 EU/mg
Formulation:	Liquid: 100mM Pro-Ac, 20mM Arg pH 5.0 Lyophilization: 25mM histidine, 8% sucrose, 0.01% Tween80 pH6.2	Conjugation:	Unconjugated
Reconstitution:	For Powder, reconstitute with sterile, distilled water to a final concentration of 1 mg/ml. Gently shake to solubilize completely. Do not vortex.	Expression System:	CHO
Storage:	-80°C for 2 years under sterile conditions; -20°C for 1 year under sterile conditions; Avoid repeated freeze-thaw cycles.	Purification:	Protein A

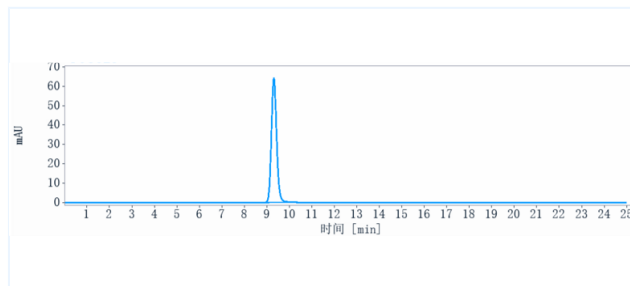
Data

Purity: SDS-PAGE



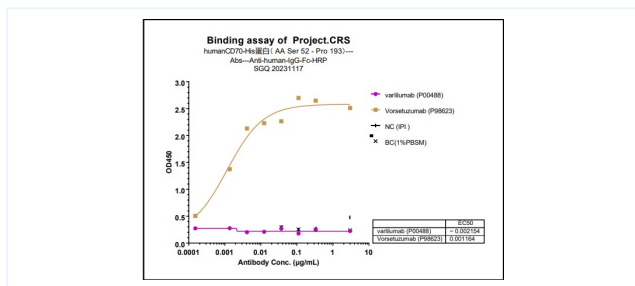
Anti-TNFSF7 / CD27L / CD70 Reference Antibody (vorsetuzumab) on SDS-PAGE under reducing (R) condition. The purity of the protein is greater than 95%.

Purity: SEC-HPLC



The purity of Anti-TNFSF7 / CD27L / CD70 Reference Antibody (vorsetuzumab) is 99.29%, determined by SEC-HPLC.

ELISA



Immobilized humanCD70-His at 2 µg/mL (30 µL/well) can bind Vorsetuzumab(P98623) with the EC50 of 0.001164 µg/mL.

The products are for research use only. Not for use in diagnostic procedures.