



# CERTIFICATE OF ANALYSIS

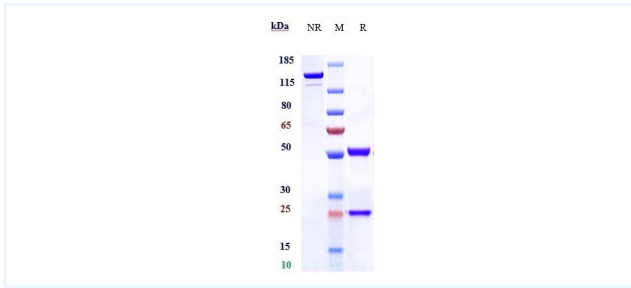


## Product Details

Product name:	Anti-CD7 Reference Antibody (Persongen patent anti-CD7)	Lot.No.:	NA
Target:	CD7	Catalog:	CHA026
Target Accession:	P09564	Concentration :	1 mg/mL
Clonality:	Monoclonal	Isotype:	IgG1
Reactivity:	Human	Molecular Weight (kDa) :	150 kDa
Application:	Kinetics (SPR), ELISA, Bioactivity: FACS, Functional assay, Research in vivo	Endotoxin:	<1 EU/mg
Formulation:	Liquid: 100mM Pro-Ac, 20mM Arg pH 5.0   Lyophilization: 25mM histidine, 8% sucrose, 0.01% Tween80 pH6.2	Conjugation:	Unconjugated
Reconstitution:	For Powder, reconstitute with sterile, distilled water to a final concentration of 1 mg/ml. Gently shake to solubilize completely. Do not vortex.	Expression System:	CHO
Storage:	-80°C for 2 years under sterile conditions; -20°C for 1 year under sterile conditions; Avoid repeated freeze-thaw cycles.	Purification:	Protein A

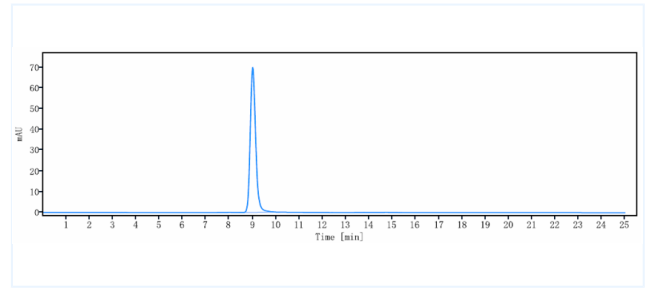
## Data

## Purity: SDS-PAGE



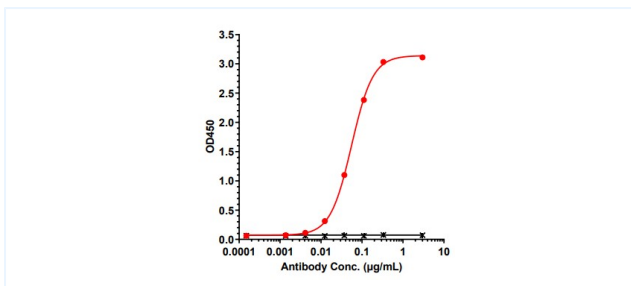
Anti-CD7 Reference Antibody (Persongen patent anti-CD7) on SDS-PAGE under reducing (R) condition. The purity of the protein is greater than 90%.

## Purity: SEC-HPLC



The purity of Anti-CD7 Reference Antibody (Persongen patent anti-CD7) is more than 95%, determined by SEC-HPLC.

## ELISA



Immobilized huCD7-ECD-Fc at 2 µg/mL can bind Persongen patent anti-CD7, EC<sub>50</sub>= 0.05566 µg/mL.

The products are for research use only. Not for use in diagnostic procedures.